

Holbrook Neighbourhood Plan Questionnaire Analysis

Acknowledgements:

With sincere thanks to the many people who participated in the wide range of tasks required to produce this final document: devising the questionnaire, delivering and collecting questionnaires, designing the electronic version of the questionnaire, transcribing hand written inputs, analysing and collating data, and producing the final report:

John Ambrose

Mike Braybrooke

Maggie Good

Ged and Claire Gora

Terence and Jean Gray

Louise Helliker

Marek and Sarah Pawlewski

Sara Peck

Suzanne Steer

John and Fran Williams

Thank you also to the people of the Parish of Holbrook who took the time to complete the survey and provide their valued comments.

Table of Contents

1	OVERVIEW.....	4
2	HOLBROOK DEMOGRAPHICS – QUESTIONS 2 TO 15	5
3	AMENITIES IN HOLBROOK – QUESTIONS 16 TO 28.....	22
4	FUTURE DEVELOPMENT – QUESTIONS 29 TO 34.....	38
5	THE ENVIRONMENT – QUESTIONS 35 TO 42.....	46
6	THE VILLAGE INFRASTRUCTURE – QUESTIONS 43 TO 55	56
7	APPENDIX A – QUESTIONNAIRES	74
8	APPENDIX B - QUESTION LIST	76

Holbrook Neighbourhood Plan Questionnaire Analysis

1 OVERVIEW

In order to ensure that the Neighbourhood Plan is based on a proper understanding of our area and of the views, wants and needs of local people, the Holbrook Parish Council conducted a comprehensive survey aimed at Holbrook residents.

A questionnaire was produced that asked residents about their opinions on a broad range of subjects.

The questionnaire was launched on the 23rd February 2019, at the Holbrook Neighbourhood Plan Consultation event in Holbrook village hall and responses were collected for approximately 10 weeks.

Questions were grouped into the five areas. Questions about:

- a. demographics
- b. village amenities
- c. future development
- d. the environment
- e. the village infrastructure

The questionnaire consisted of a total of 55 questions and was offered as a paper version and as an online version using the questionnaire tool <https://www.surveymonkey.co.uk>

Each question group asked roughly 15 multiple choice questions and also offered the facility for free text comments. The questions were specifically designed to avoid confirmation bias using guidelines recommended by NHS England [Writing an effective questionnaire - Publications gateway reference: 07456]

A paper version of the questionnaire was delivered to every house in Holbrook (approximately 700 houses). Please see Appendix A – Questionnaires.

A questionnaire collection box was set up at the village Co-op. 250 residents replied via the paper version and 104 residents replied via the electronic version. The questionnaire also advertised a collection phone number so that residents could arrange for their questionnaire to be collected by the Neighbourhood Plan team.

Holbrook Neighbourhood Plan Questionnaire Analysis



Figure 1: Questionnaires and collection box

Paper based responses were transcribed to electronic format by volunteers from the Neighbourhood Plan team.

The response was highly significant in that 354 residents took part. This represents roughly 50% of the households in Holbrook, though it should be noted that the number of responses from each household was not controlled, so in some cases more than one household member may have responded.

A list of all questions is given in Appendix B - Question list.

2 HOLBROOK DEMOGRAPHICS – QUESTIONS 2 TO 15¹

2.1 Overview of Demographic Questions 2 to 15

The following questions were designed to collect information relating to the population of Holbrook Parish, including Lower Holbrook (henceforth referred to as Holbrook) and particular groups within it.

¹ QUESTION_1 is optional contact information and is not used in this analysis.

Holbrook Neighbourhood Plan Questionnaire Analysis

Question ID	Question
QUESTION_1	Please provide your email address or telephone number
QUESTION_2	Please provide your postcode
QUESTION_3	What is your gender?
QUESTION_4	Which age group do you belong to?
QUESTION_5	If you have moved to Holbrook in the last 5 years, which village, town or city did you move from?
QUESTION_6	Which of the following best describes you?
QUESTION_7	Are you registered disabled?
QUESTION_8	How many vehicles do you have at your address?
QUESTION_9	Where do you keep your vehicle(s)?
QUESTION_10	What type of property do you currently live in?
QUESTION_11	Is your home
QUESTION_12	How many bedrooms do you have?
QUESTION_13	Do you own any properties within Holbrook that are not your usual residence?
QUESTION_14	How many adults live in your household?
QUESTION_15	How many children live in your household?

Table 1: Demographic questions

Responses were received from a wide range of postcodes across Holbrook as indicated in Figure 2.

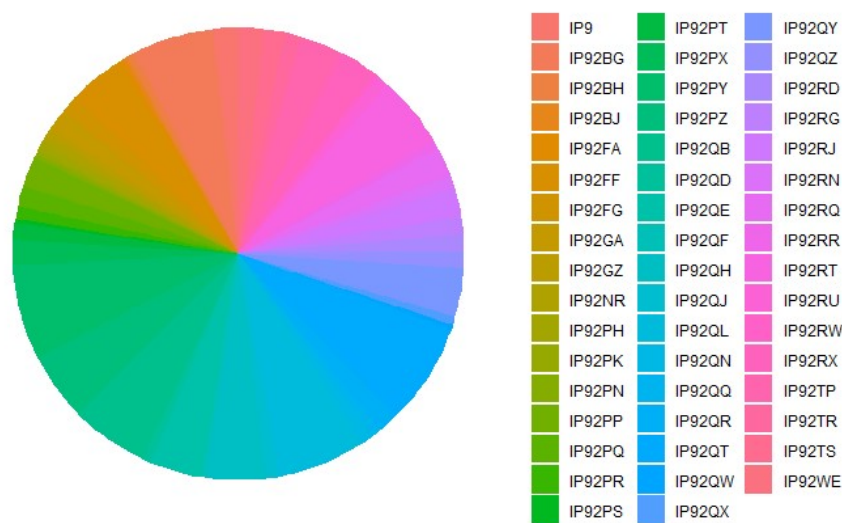


Figure 2: Range of postcode responses

The male / female response was approximately half and half with a small percentage of respondents either preferring not to disclose their gender or simply not answering the question.

Holbrook Neighbourhood Plan Questionnaire Analysis

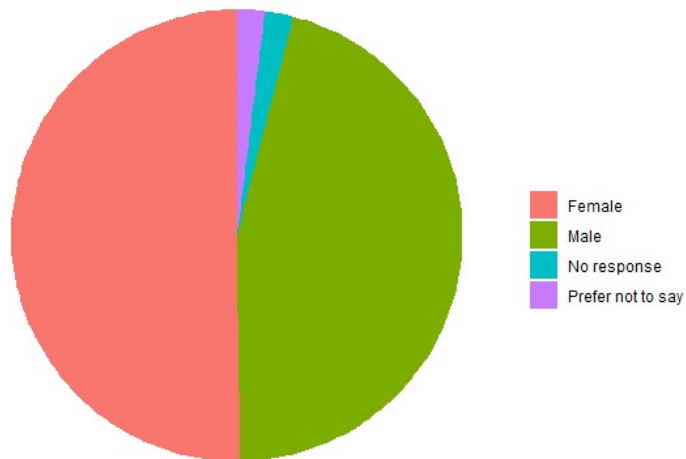


Figure 3: Gender split

The age distribution of responses is given in Table 2 and Figure 4.

Answer choices	Responses	Percentage (%)
18 to 25	6	1.7
26 to 35	23	6.5
36 to 45	47	13.3
46 to 55	60	16.9
56 to 65	73	20.6
66+	132	37.3
No response	6	1.7
Prefer not to say	7	2
Total	354	100

Table 2: Holbrook age demographic (of respondents)

Holbrook Neighbourhood Plan Questionnaire Analysis

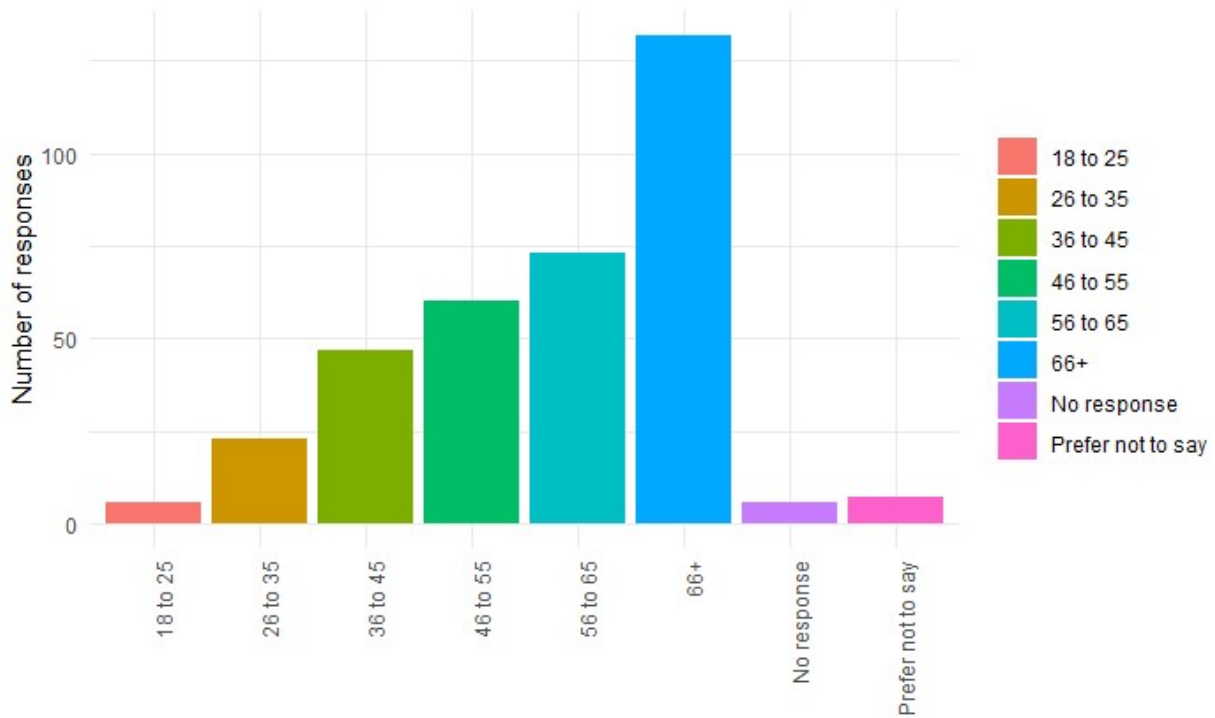


Figure 4: Holbrook age demographic

Observations:

Of the residents who responded to the questionnaire, a total of 95 have moved to Holbrook within the last 5 years. 21 of these are related to moves to the Royal Hospital School and 74 are general moves to Holbrook.

The 95 new residents to Holbrook have brought with them 71 children and 54 of these 95 residents own 2 vehicles. 10 new residents own more than 2 vehicles.

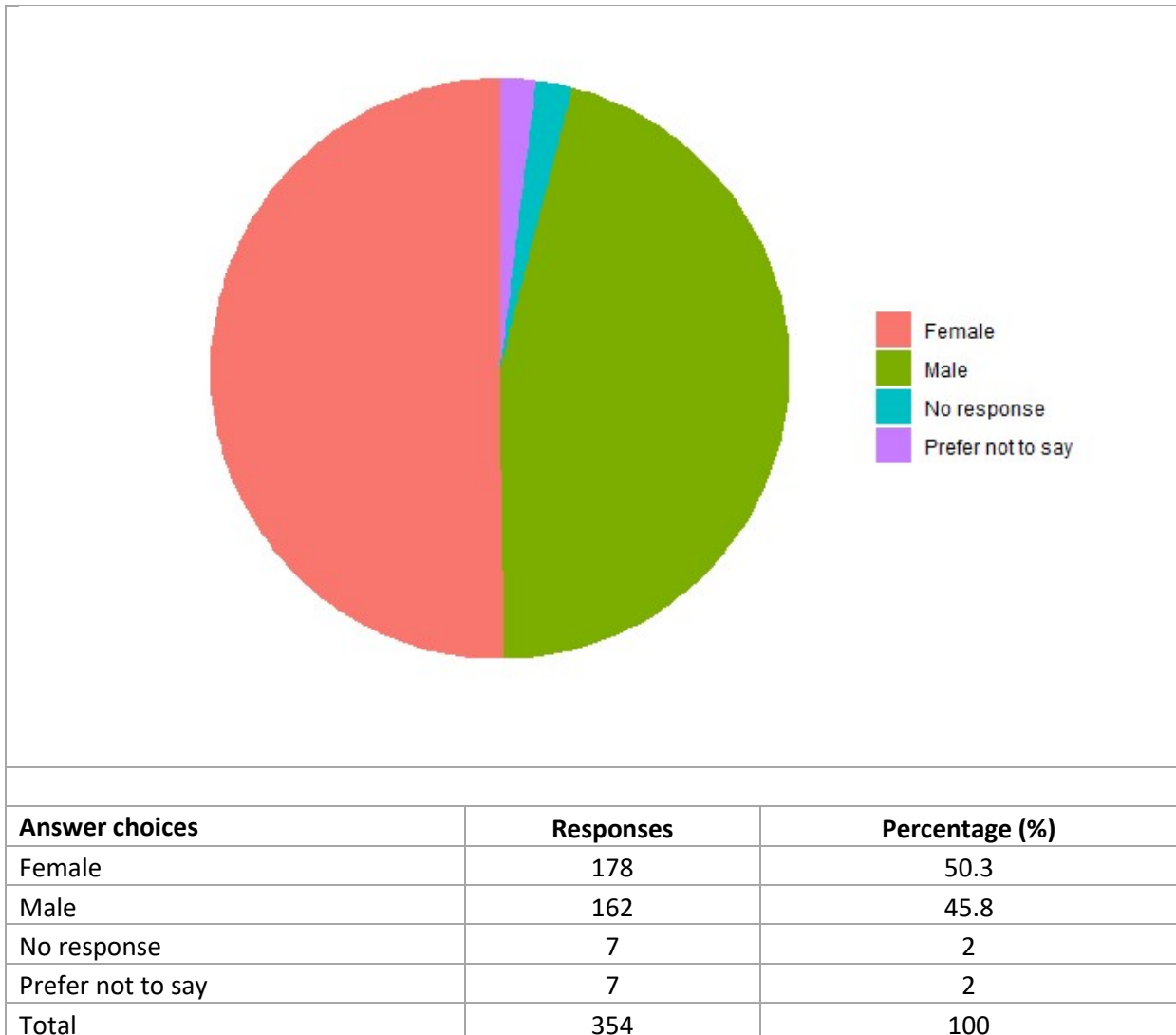
55% of the new moves to Holbrook are local moves (from within Suffolk or Essex). The other 45% are from further afield.

The individual statistics for the demographic questions 3 to 15 are given below.

Holbrook Neighbourhood Plan Questionnaire Analysis

2.2 Aggregated responses for demographic questions – Questions 3 to 15²

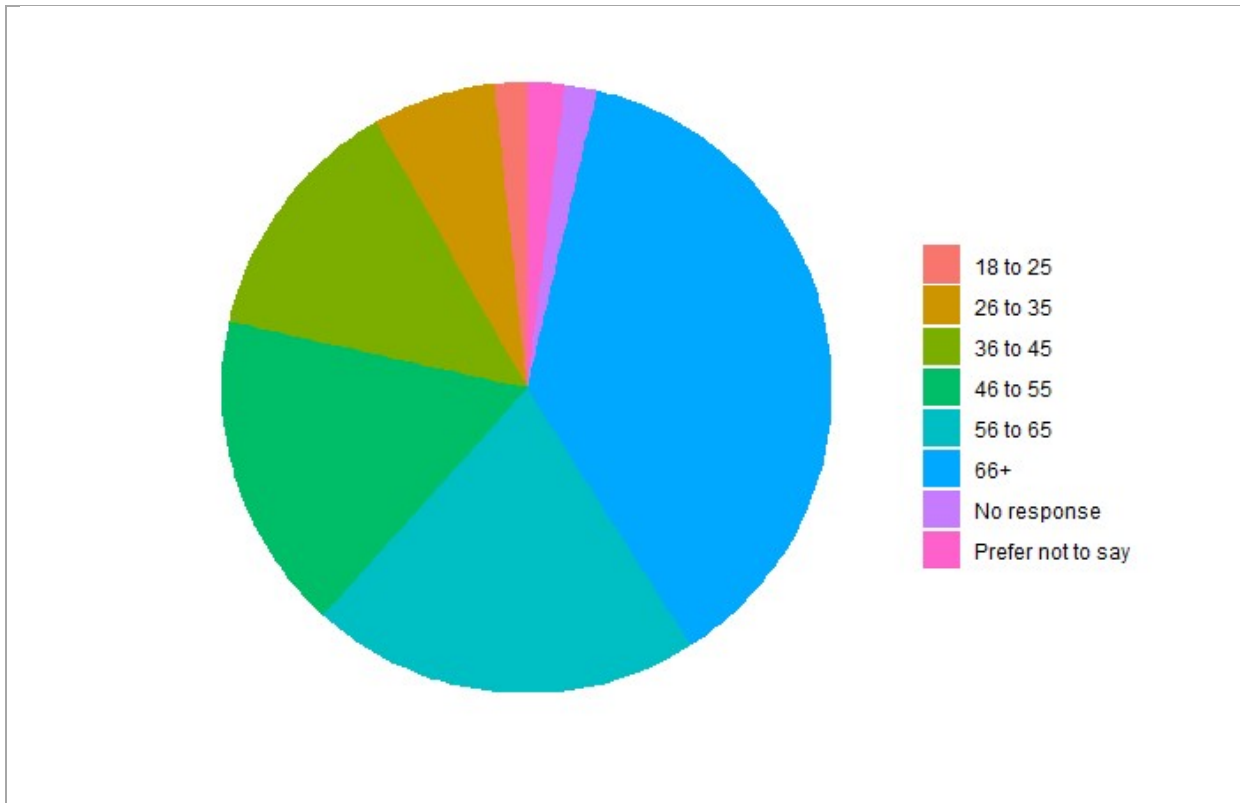
2.2.1 QUESTION_3: What is your gender?



² QUESTION_1 is optional contact information and is not used in this analysis.
QUESTION_2 gives postcode split and is covered in Figure 2.

Holbrook Neighbourhood Plan Questionnaire Analysis

2.2.2 QUESTION_4: Which age group do you belong to?



Answer choices	Responses	Percentage (%)
18 to 25	6	1.7
26 to 35	23	6.5
36 to 45	47	13.3
46 to 55	60	16.9
56 to 65	73	20.6
66+	132	37.3
No response	6	1.7
Prefer not to say	7	2
Total	354	100

Holbrook Neighbourhood Plan Questionnaire Analysis

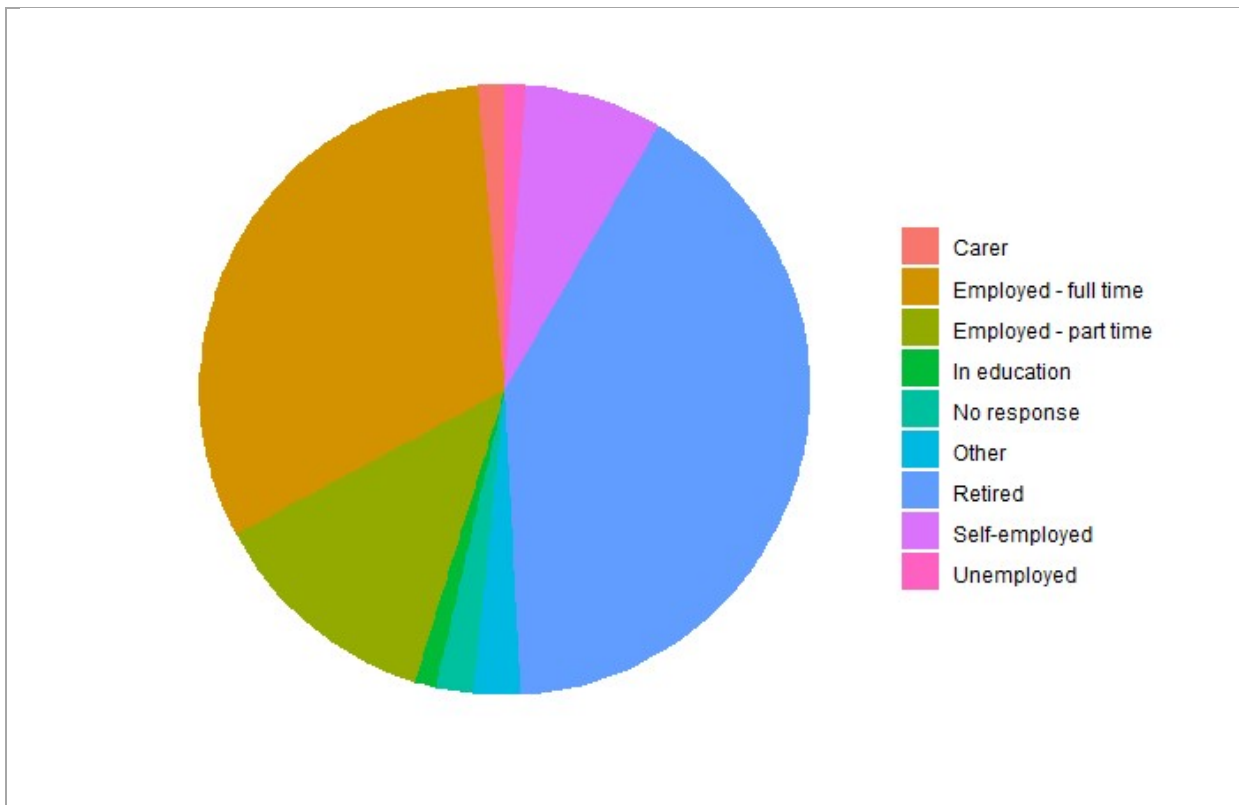
2.2.3 QUESTION_5: If you have moved to Holbrook in the last 5 years, which village, town or city did you move from?

Recent residents to Holbrook have come from the locations:

Bath	London
Benfleet	Singapore
Birmingham	Macclesfield
Burstall	Maldon Essex
Bury St Edmunds	Mistley Manningtree (Essex)
Chelmondiston	North Walsham
Claydon	Pin Mill
Colchester	Portsmouth
Crystal Palace London	Pulham St Mary
East Bergholt	Relocated From Kent
Erwarton	Rome
Eye Suffolk	Saffron Walden Essex
Farnborough Hants	Sevenoaks
Farnham Surrey	Shotley
Faversham Kent	Solihull
Freston	Southsea
Harrow	Sproughton
Hartpury Gloucestershire	Stutton
Headley Surrey	Sutton In Surrey
Ipswich	Tattingstone
Leatherhead Surrey	Ware Herts
Little Bealings	Woolverstone

Holbrook Neighbourhood Plan Questionnaire Analysis

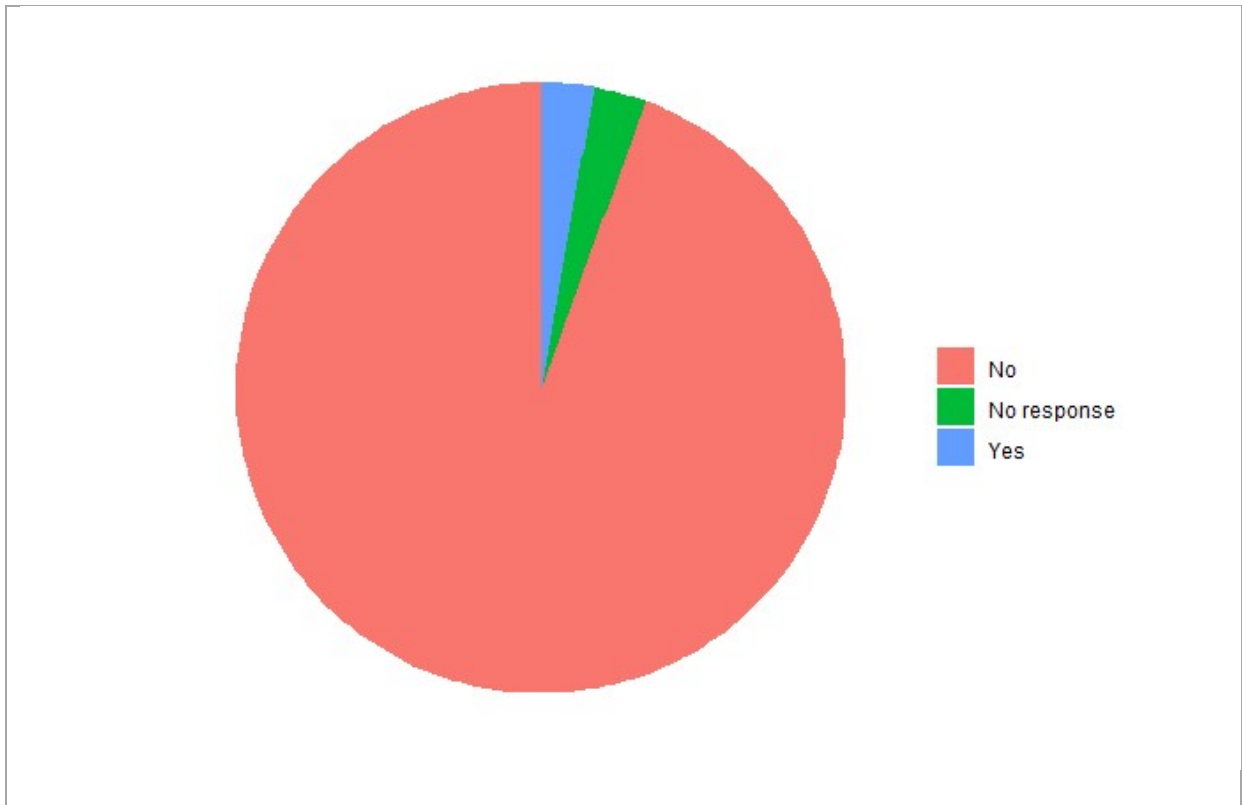
2.2.4 QUESTION_6: Which of the following best describes you?



Answer choices	Responses	Percentage (%)
Carer	5	1.4
Employed - full time	111	31.4
Employed - part time	44	12.4
In education	4	1.1
No response	7	2
Other	9	2.5
Retired	144	40.7
Self-employed	26	7.3
Unemployed	4	1.1
Total	354	100

Holbrook Neighbourhood Plan Questionnaire Analysis

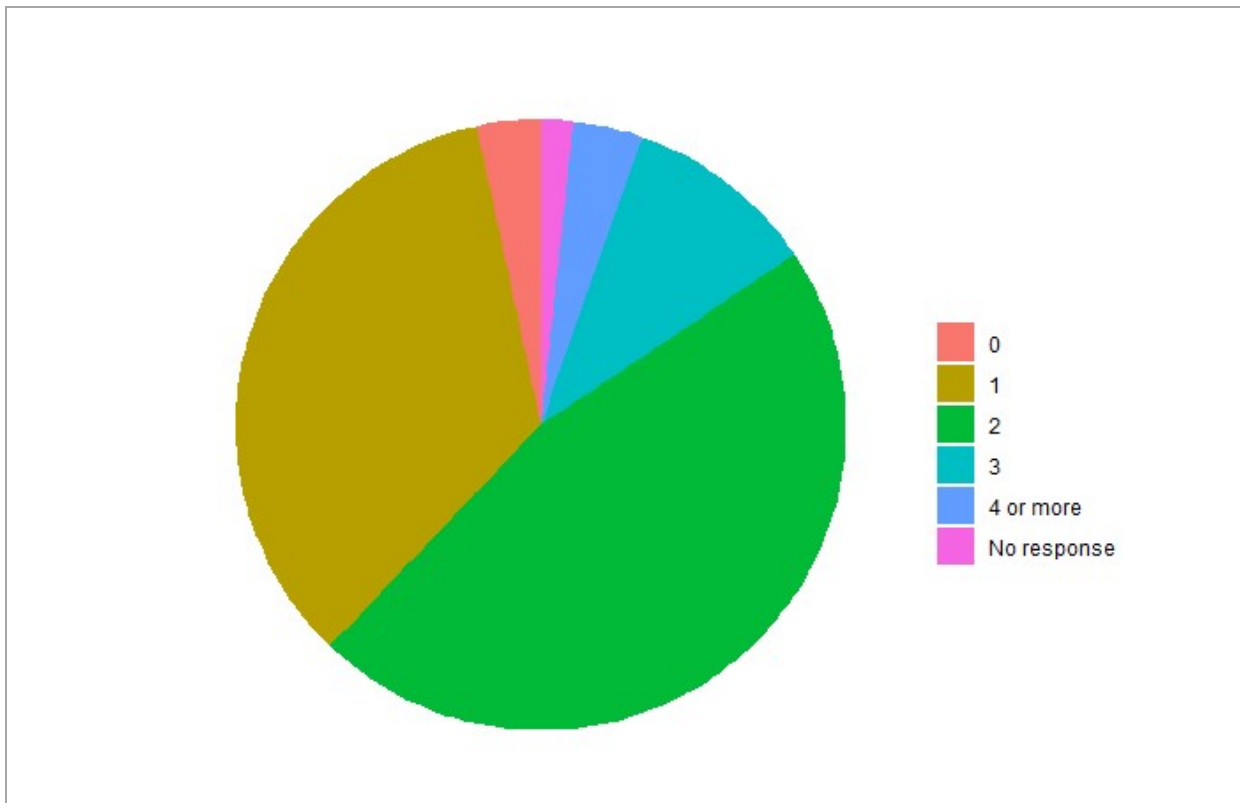
2.2.5 QUESTION_7: Are you registered disabled?



Answer choices	Responses	Percentage (%)
No	334	94.4
No response	10	2.8
Yes	10	2.8
Total	354	100

Holbrook Neighbourhood Plan Questionnaire Analysis

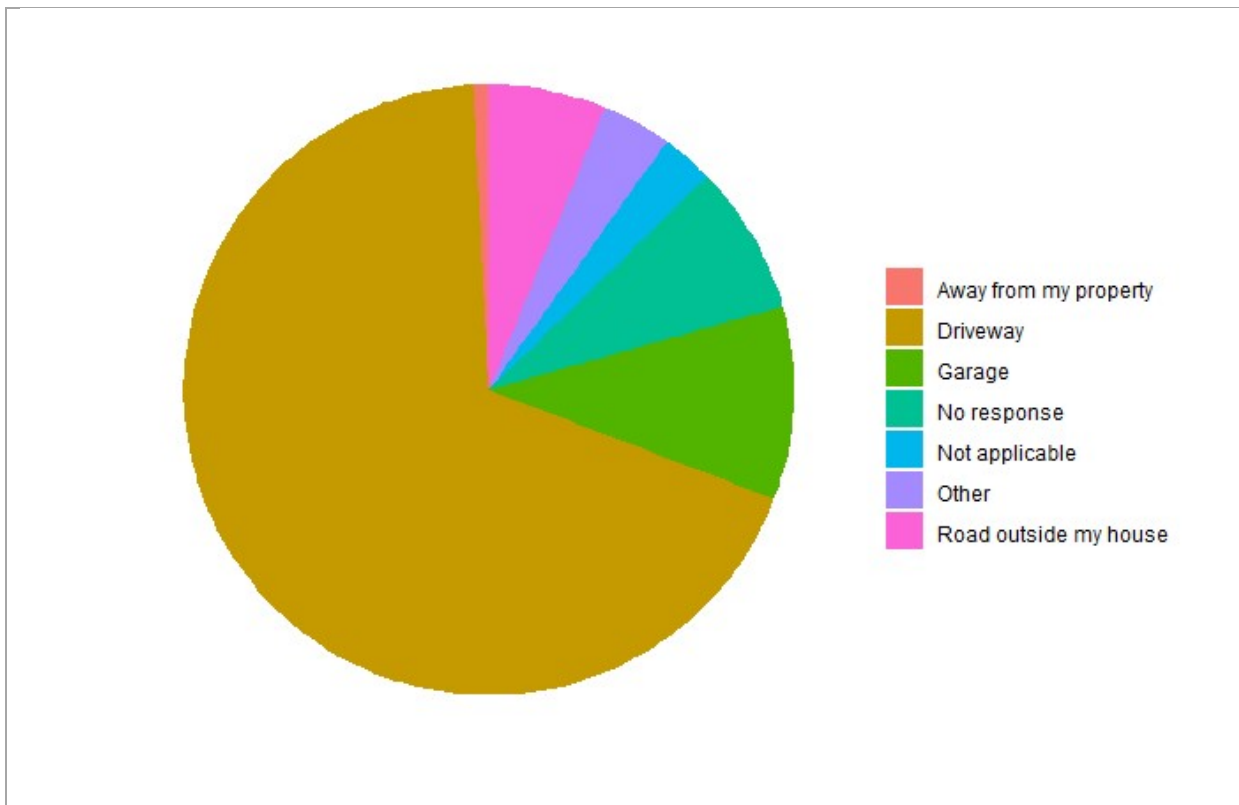
2.2.6 QUESTION_8: How many vehicles do you have at your address?



Answer choices	Responses	Percentage (%)
0	12	3.4
1	122	34.5
2	165	46.6
3	36	10.2
4 or more	13	3.7
No response	6	1.7
Total	354	100

Holbrook Neighbourhood Plan Questionnaire Analysis

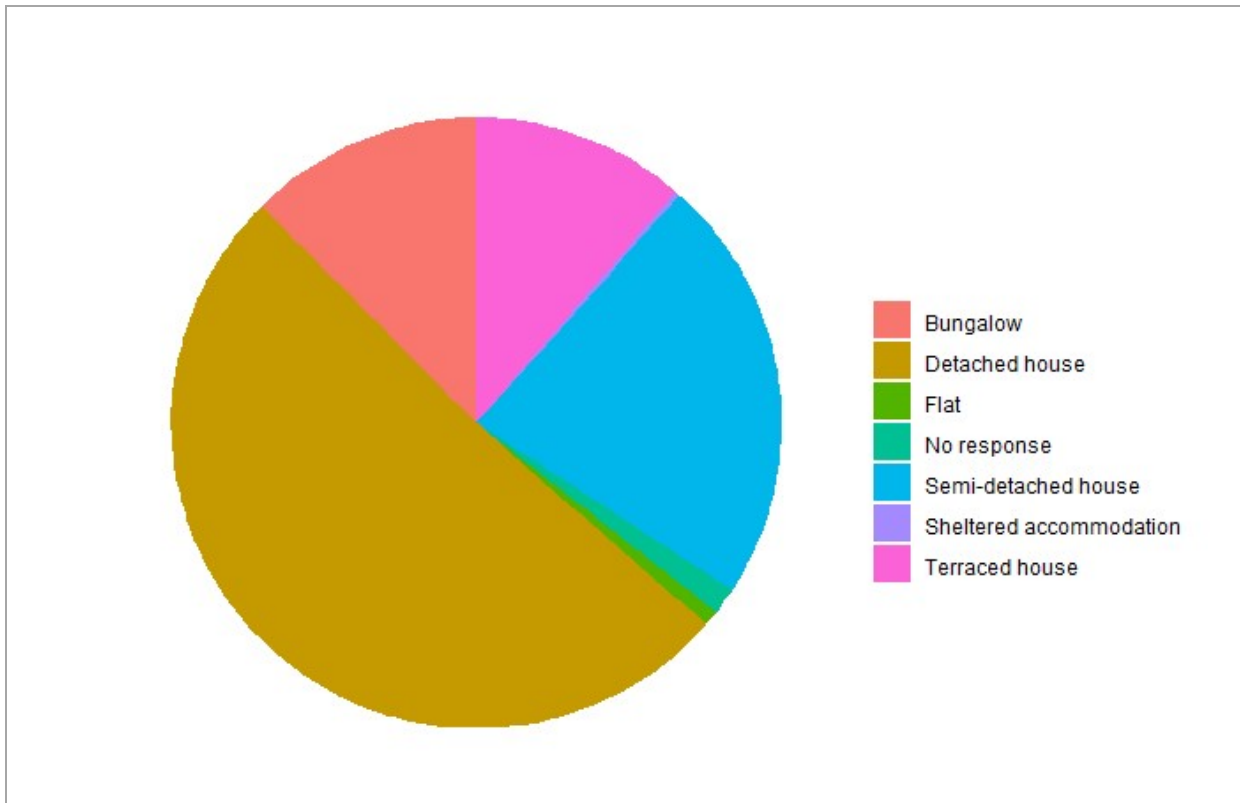
2.2.7 QUESTION_9: Where do you keep your vehicle(s)?



Answer choices	Responses	Percentage (%)
Away from my property	3	0.8
Driveway	242	68.4
Garage	36	10.2
No response	28	7.9
Not applicable	10	2.8
Other	13	3.7
Road outside my house	22	6.2
Total	354	100

Holbrook Neighbourhood Plan Questionnaire Analysis

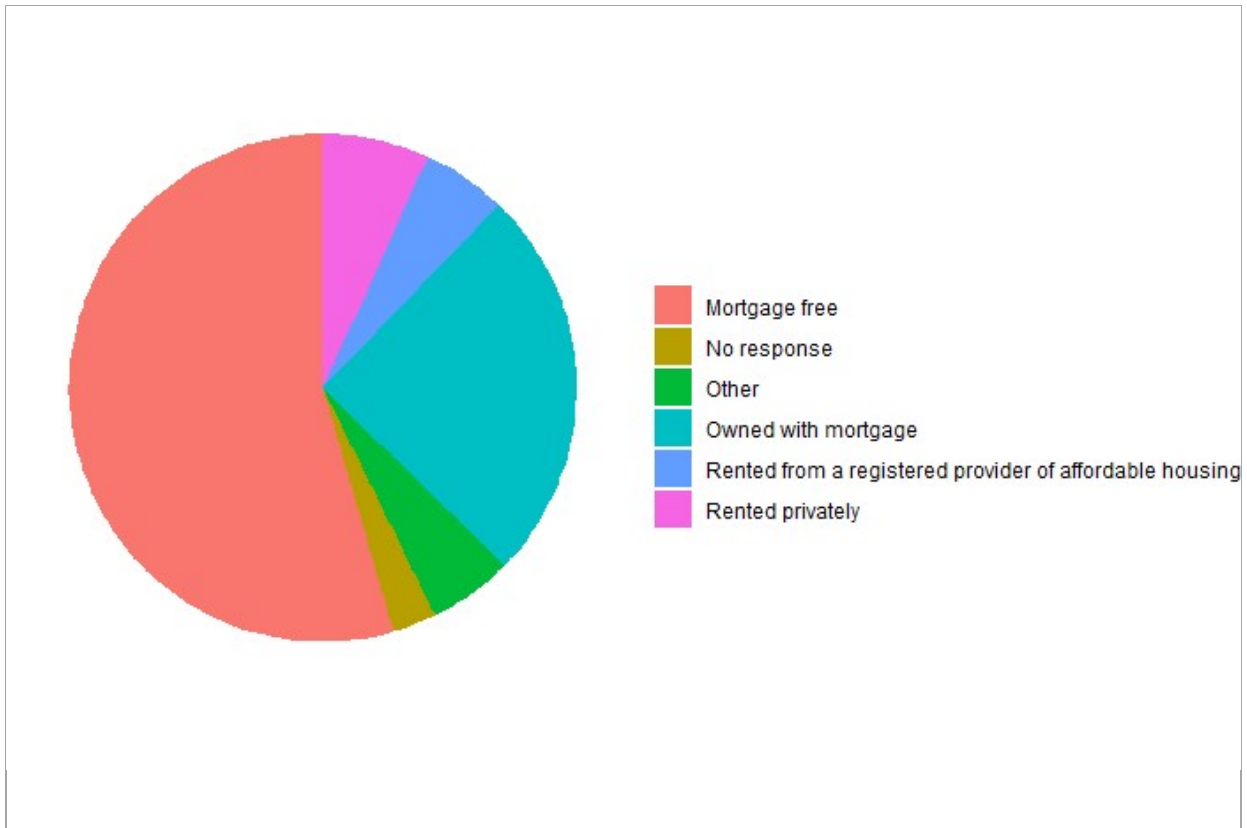
2.2.8 QUESTION_10: What type of property do you currently live in?



Answer choices	Responses	Percentage (%)
Bungalow	44	12.4
Detached house	181	51.1
Flat	3	0.8
No response	5	1.4
Semi-detached house	80	22.6
Sheltered accommodation	1	0.3
Terraced house	40	11.3
Total	354	100

Holbrook Neighbourhood Plan Questionnaire Analysis

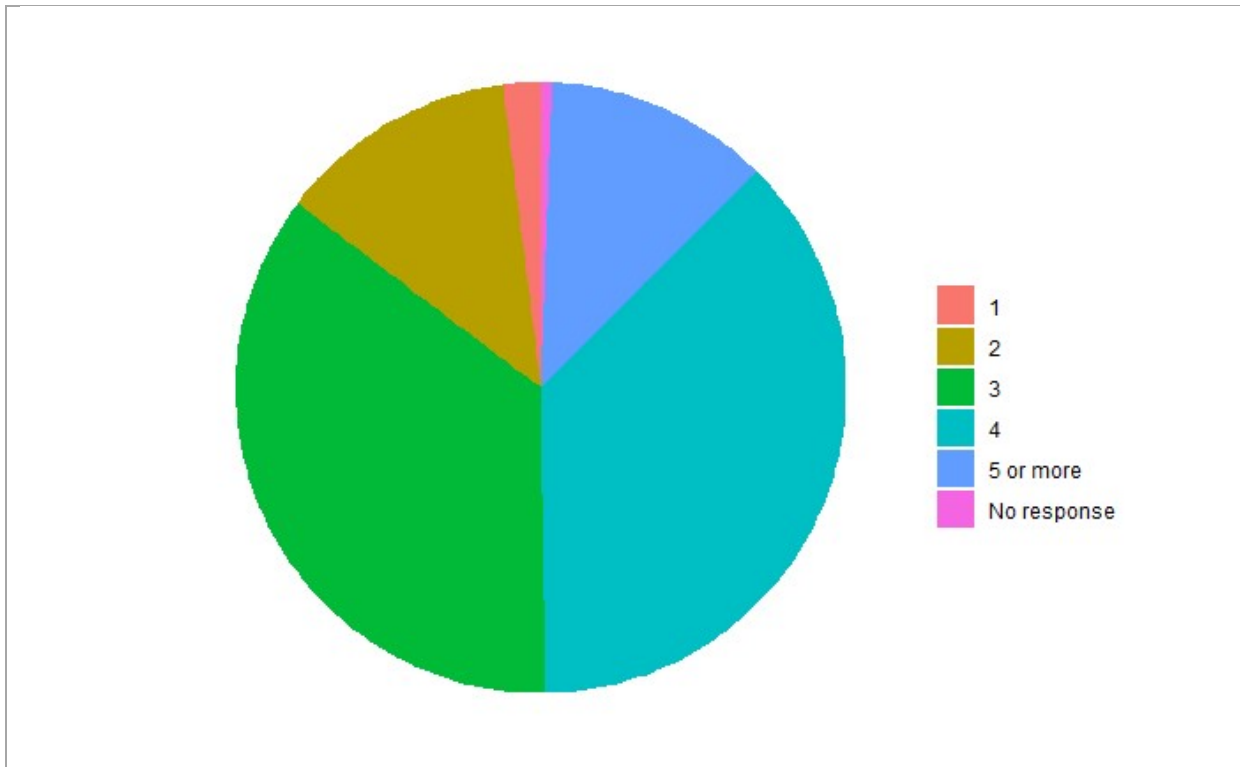
2.2.9 QUESTION_11: Is your home



Answer choices	Responses	Percentage (%)
Mortgage free	193	54.5
No response	10	2.8
Other	19	5.4
Owned with mortgage	89	25.1
Rented from a registered provider of affordable housing	19	5.4
Rented privately	24	6.8
Total	354	100

Holbrook Neighbourhood Plan Questionnaire Analysis

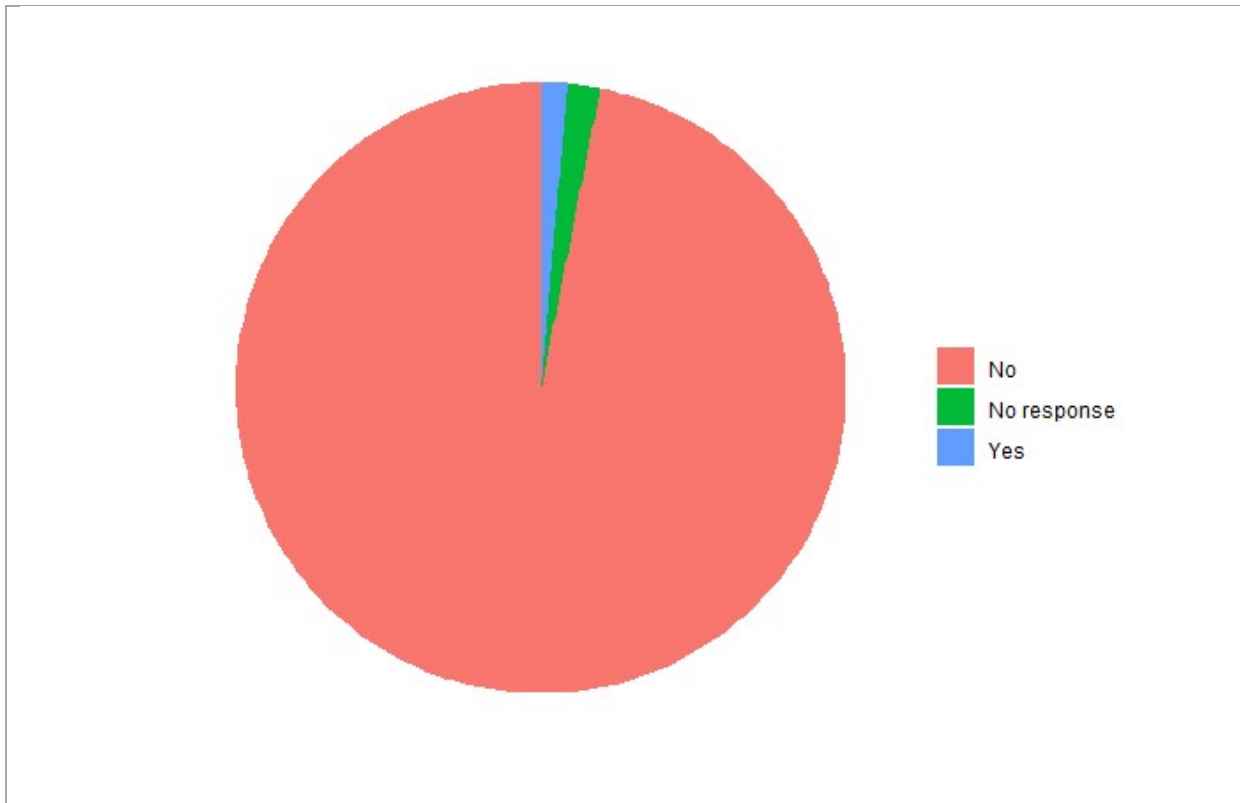
2.2.10 QUESTION_12: How many bedrooms do you have?



Answer choices	Responses	Percentage (%)
1	7	2
2	45	12.7
3	126	35.6
4	132	37.3
5 or more	42	11.9
No response	2	0.6
Total	354	100

Holbrook Neighbourhood Plan Questionnaire Analysis

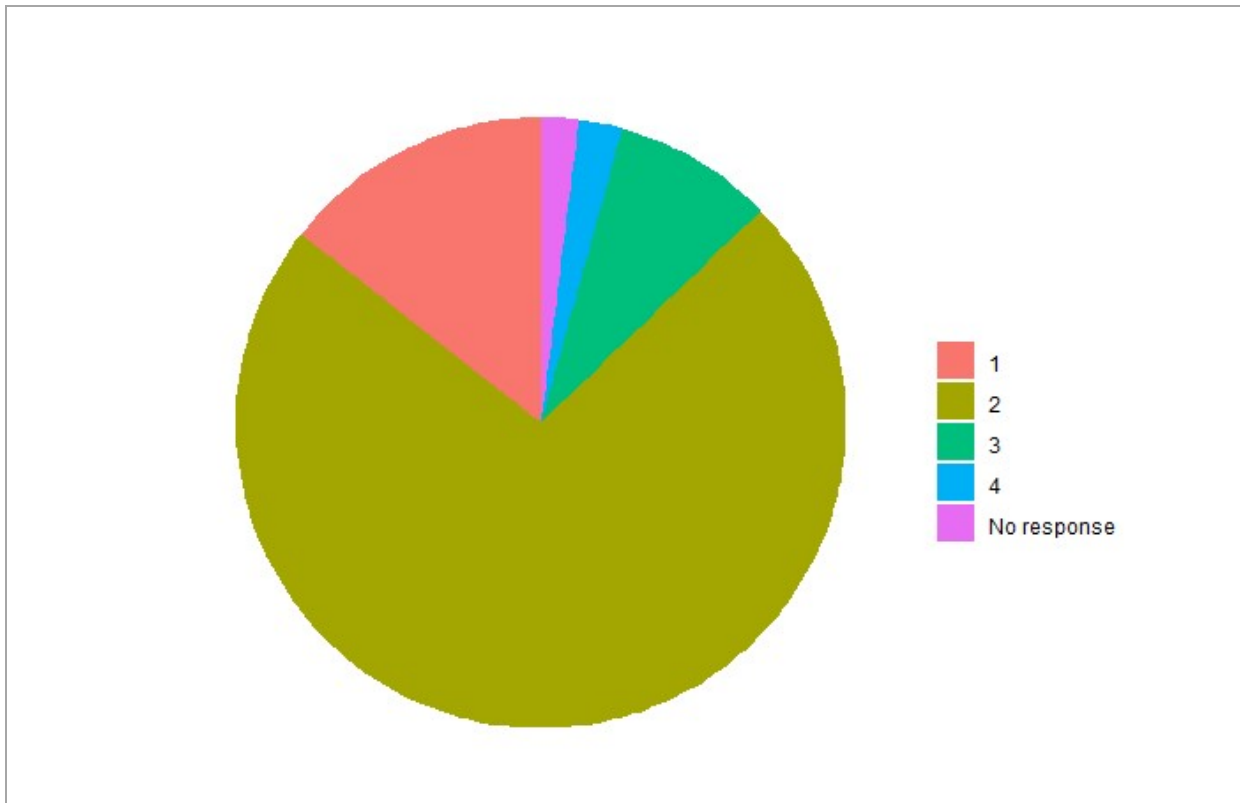
2.2.11 QUESTION_13: Do you own any properties within Holbrook that are not your usual residence?



Answer choices	Responses	Percentage (%)
No	343	96.9
No response	6	1.7
Yes	5	1.4
Total	354	100

Holbrook Neighbourhood Plan Questionnaire Analysis

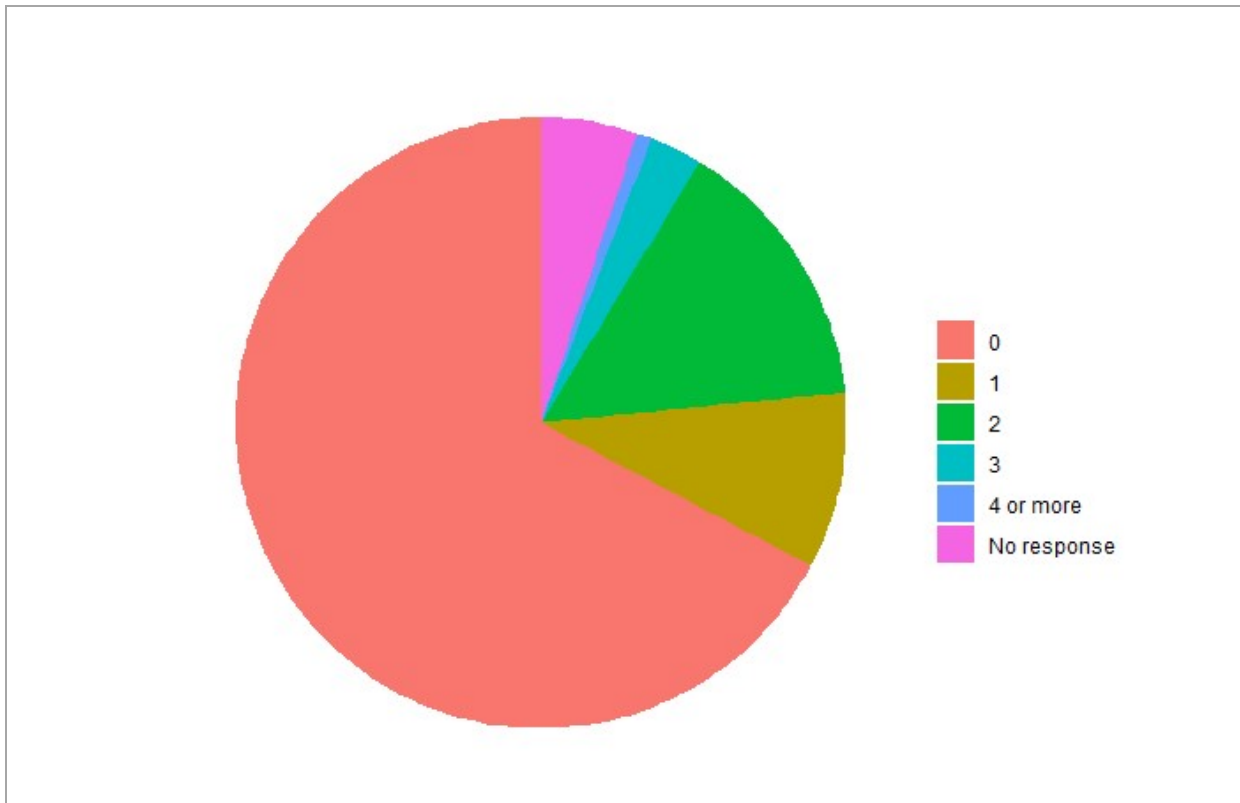
2.2.12 QUESTION_14: How many adults live in your household?



Answer choices	Responses	Percentage (%)
1	51	14.4
2	258	72.9
3	30	8.5
4	8	2.3
No response	7	2
Total	354	100

Holbrook Neighbourhood Plan Questionnaire Analysis

2.2.13 QUESTION_15: How many children live in your household?



Answer choices	Responses	Percentage (%)
0	238	67.2
1	33	9.3
2	52	14.7
3	10	2.8
4 or more	3	0.8
No response	18	5.1
Total	354	100

3 AMENITIES IN HOLBROOK – QUESTIONS 16 TO 28

The questions in this section cover many aspects of amenities and give residents’ opinions about sports, leisure, shops, schools, employment opportunities, medical facilities, play areas and churches in Holbrook.

Question ID	Question
QUESTION_16	I would like to have more sports and leisure facilities in Holbrook
QUESTION_17	I would like to see more businesses setting up in Holbrook
QUESTION_18	I would like to see more cafes / bars / restaurants / pubs in Holbrook
QUESTION_19	The health centre / surgery facilities in Holbrook are adequate for the current population
QUESTION_20	There is a need for workshops / commercial units in Holbrook
QUESTION_21	Having local employment opportunities is important to me
QUESTION_22	There are enough shops in Holbrook
QUESTION_23	The schools in Holbrook are adequate and meet my needs
QUESTION_24	I like to be able to walk my children to school
QUESTION_25	The Village Hall is important to Holbrook
QUESTION_26	The Churches are important to Holbrook
QUESTION_27	There are sufficient children’s play areas in Holbrook
QUESTION_28	Do you have any comments regarding amenities in Holbrook?

Table 3: Questions about amenities in Holbrook

Section 3.1 gives a representative sample of the free text responses related to amenities and Section 3.2 gives the aggregated question responses.

3.1 Free text responses (Question 28)

The following quotations are a representative sample of the free text responses to Question 28, categorised according to the individual questions they related to.

Sports and leisure facilities in Holbrook:

Reinstating the Tennis courts at the academy for community use.

Play equipment / Reade field in dire need of investment.

Children and teenagers should be involved in deciding the amenities which suit their needs.

I would like to see community nature space - potentially a community run wood or similar. I'm sure the AONB would be keen to support such a venture.

Businesses setting up in Holbrook:

A takeaway would be nice.

Pubs are doing a good job with coffee mornings but small business would be good.

Post office to be separate from Shopping area.

Holbrook Neighbourhood Plan Questionnaire Analysis

Hairdressers/barber would be nice.

Cafes / bars / restaurants / pubs in Holbrook:

It would be nice to have a coffee/tea shop.

Opportunities for elderly folk or young parents to get together informally within the village are missing (e.g. the community shop/café in Stutton) this exacerbates the isolation of those stuck at home.

The health centre / surgery facilities in Holbrook are adequate for the current population:

The Health Centre/Surgery should be moved to have a bigger car park.

We need a better surgery for the growing population of Holbrook - impossible to get an appointment.

We are fortunate in having a good, local surgery where appointments to see a doctor can usually be arranged on the same day. However, our doctors are also committed to the Shotley practice and with the large forthcoming development in that parish, I fear Holbrook residents will suffer if there is also additional large housing developments in the village.

Workshops / commercial units in Holbrook:

Workshop/commercial units, but in the right place.

The amenities are about right for Holbrook as a rural village. Workshops + commercial units would encourage over development + unacceptable volumes of traffic.

Work shed for lonely persons to meet, discuss and create / repair.

Local employment opportunities:

Employment opportunities for working age people would reduce need for commuting.

More local employment would be very good, but where and how?!

The amenities in Holbrook were insufficient for previous population. Now more is required to encourage families to use the village & create jobs/facilities.

It's a shame to lose all the businesses at Godley's Corner.

Further opportunities to work in the village would be welcome to prevent the dormitory effect.

Need shops, jobs and services to meet increased population.

Shops in Holbrook:

Bookshop or volunteer library.

Hairdressers/barber would be nice.

MORE SHOPS with PARKING

Bakery would be great

Holbrook Neighbourhood Plan Questionnaire Analysis

Larger Grocery shop, separate / more easily accessible post office.

I think the current facilities are fine for the population now but I think we will need a bigger coop/village store and definitely bigger surgery and pharmacy as the peninsula grows in popularity (unless that can be spread to other villages).

The co op is our only option for shopping local which is expensive.

It is a shame that the amount of shops in Holbrook has decreased with the loss of the hairdressers, tea shop and post office.

Schools in Holbrook:

For current population. The schools are adequate provided they have spaces for the children of the village.

I am concerned regarding the pressure on local amenities especially surgery and schools

Need to sort parking out for both schools - designated converted field?

The surgery and schools meet the needs of the existing population however would not be adequate for any further expansion of Holbrook. I am already concerned about the true impact of Admirals Quarter which will not be fully understood for 5-10 years as families expand/grow.

The amenities (Doctor's surgery, Co-Op, village hall, schools etc etc) don't have enough parking attached to them.

It is really important that children living in Holbrook are able to go to Holbrook Primary School. If more children were living in the catchment it would be to the detriment of their education. This is a shame as the school is such an asset to the community.

The standard of schools and the ability to walk to school was very important to us.

The Holbrook Village Hall:

The village hall needs to be renovated. Dog training should not take place inside the village hall.

Cannot use village hall due to dog club always having it booked.

The village hall is great but needs a good clean. A bit of maintenance i.e. doors in ladies loos!

Could we show films in the village hall?

The Holbrook Churches:

Ninety-two people agreed/strongly agreed that the churches in Holbrook are important, in contrast to five people who disagreed/strongly disagreed. However, none of the text responses to questions 16-27 referred to the churches.

Children's play areas in Holbrook

Most people agreed or strongly agreed that the play areas in the village are sufficient, but many expressed concerns about the maintenance and cleanliness of the play area and Reade Field in general.

Holbrook Neighbourhood Plan Questionnaire Analysis

We need a new play area.

Existing amenities appear sufficient if correctly maintained. A couple of smaller play areas might be useful.

More sports facilities needed + safe play areas

The amenities are good. It would be nice to see the play areas better maintained.

Will be much better once the Reade Field play area is improved.

Dedicated fenced field or route for dog walkers to reduce dog mess on Reade Field.

Dog park - enclosed.

There needs to be "off lead" dog exercise areas ... Dogs should not be on children's play areas.

I would like to see more use for families not just dog pooing all over the Reade field.

General:

To have more amenities would mean destroying what we have and ending up with a suburb or small town.

Sufficient but will become inadequate with significant village expansion.

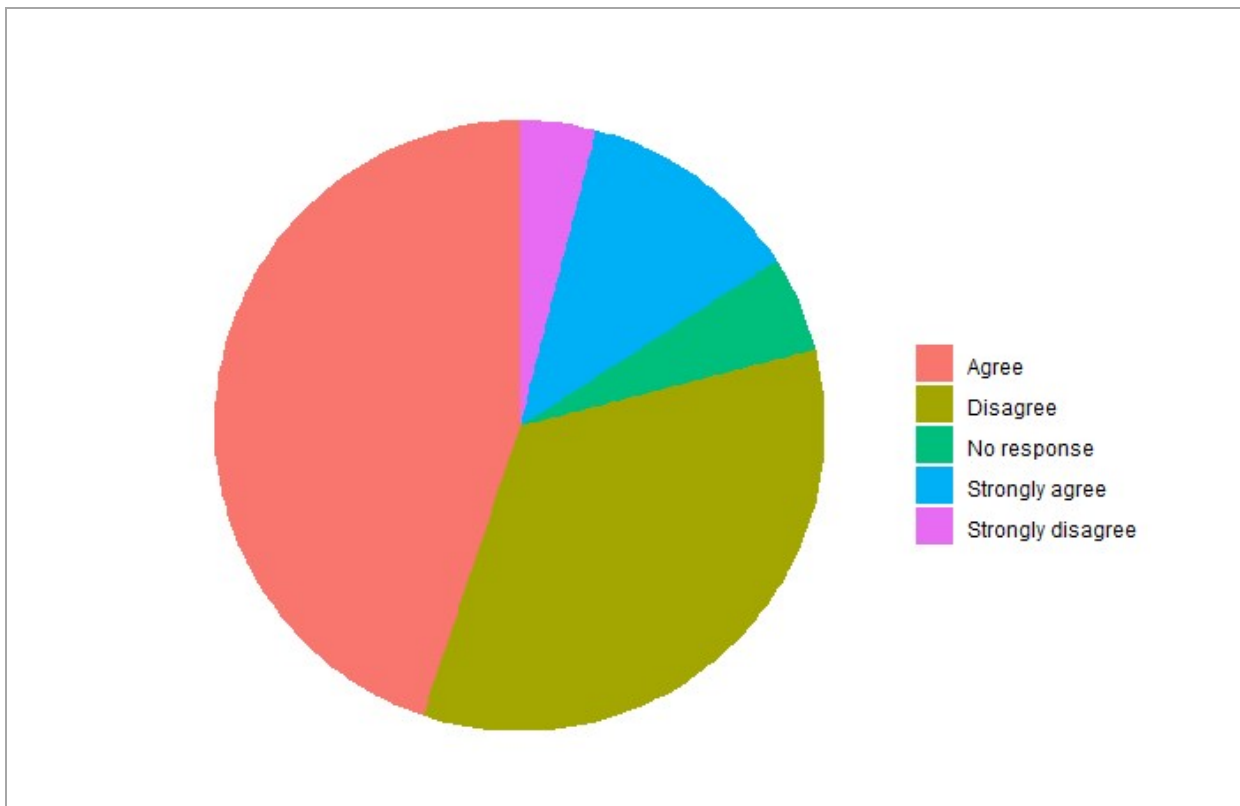
They are good.

We have great amenities - all we need and a good bus route - keep Holbrook the special VILLAGE it is.

Holbrook Neighbourhood Plan Questionnaire Analysis

3.2 Aggregated responses for questions about amenities – Questions 16 to 27

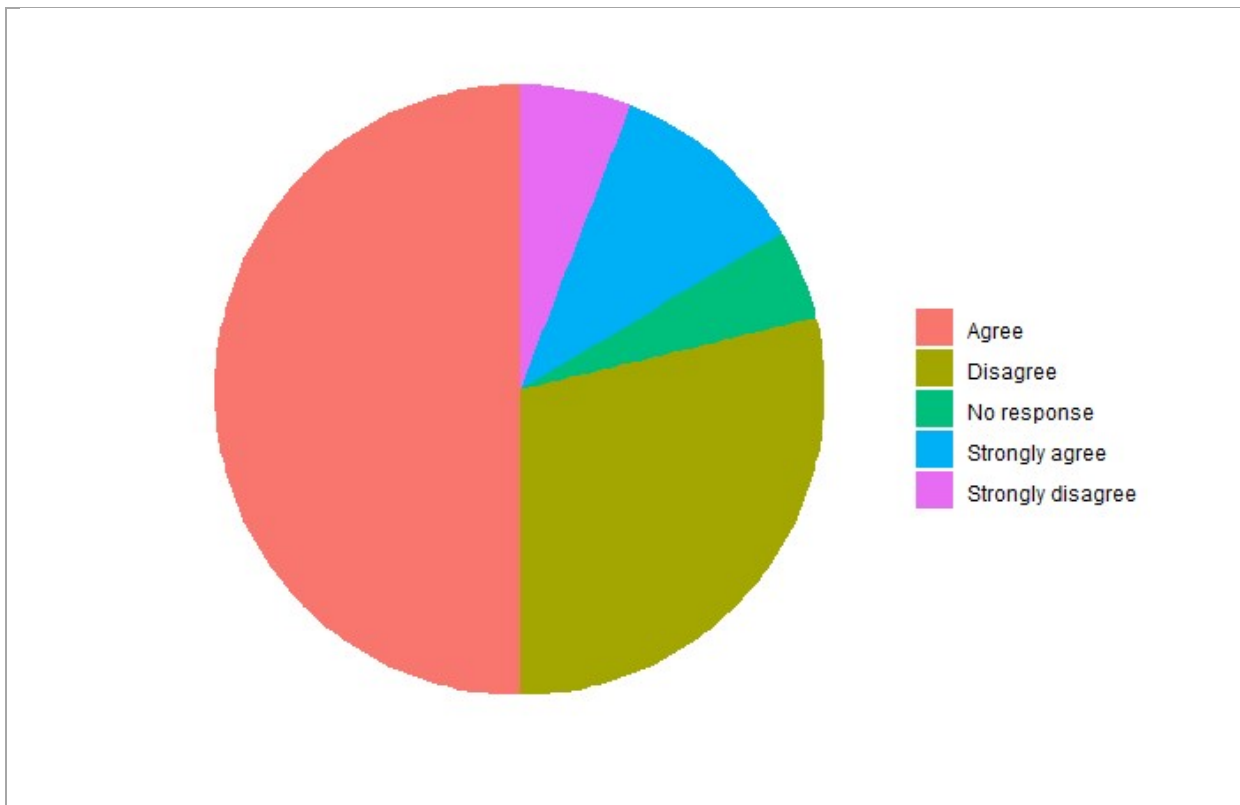
3.2.1 QUESTION_16: I would like to have more sports and leisure facilities in Holbrook



Answer choices	Responses	Percentage (%)
Agree	159	44.9
Disagree	121	34.2
No response	18	5.1
Strongly agree	42	11.9
Strongly disagree	14	4
Total	354	100

Holbrook Neighbourhood Plan Questionnaire Analysis

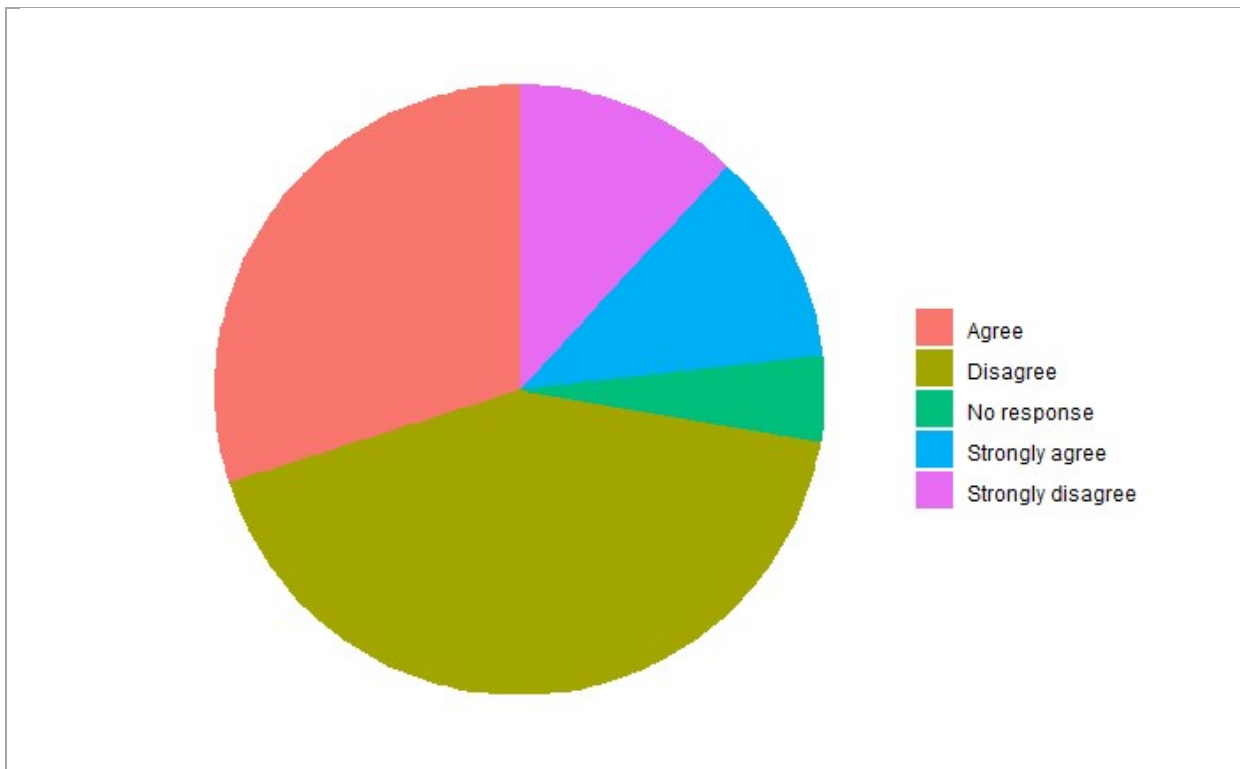
3.2.2 QUESTION_17: I would like to see more businesses setting up in Holbrook



Answer choices	Responses	Percentage (%)
Agree	177	50
Disagree	102	28.8
No response	17	4.8
Strongly agree	37	10.5
Strongly disagree	21	5.9
Total	354	100

Holbrook Neighbourhood Plan Questionnaire Analysis

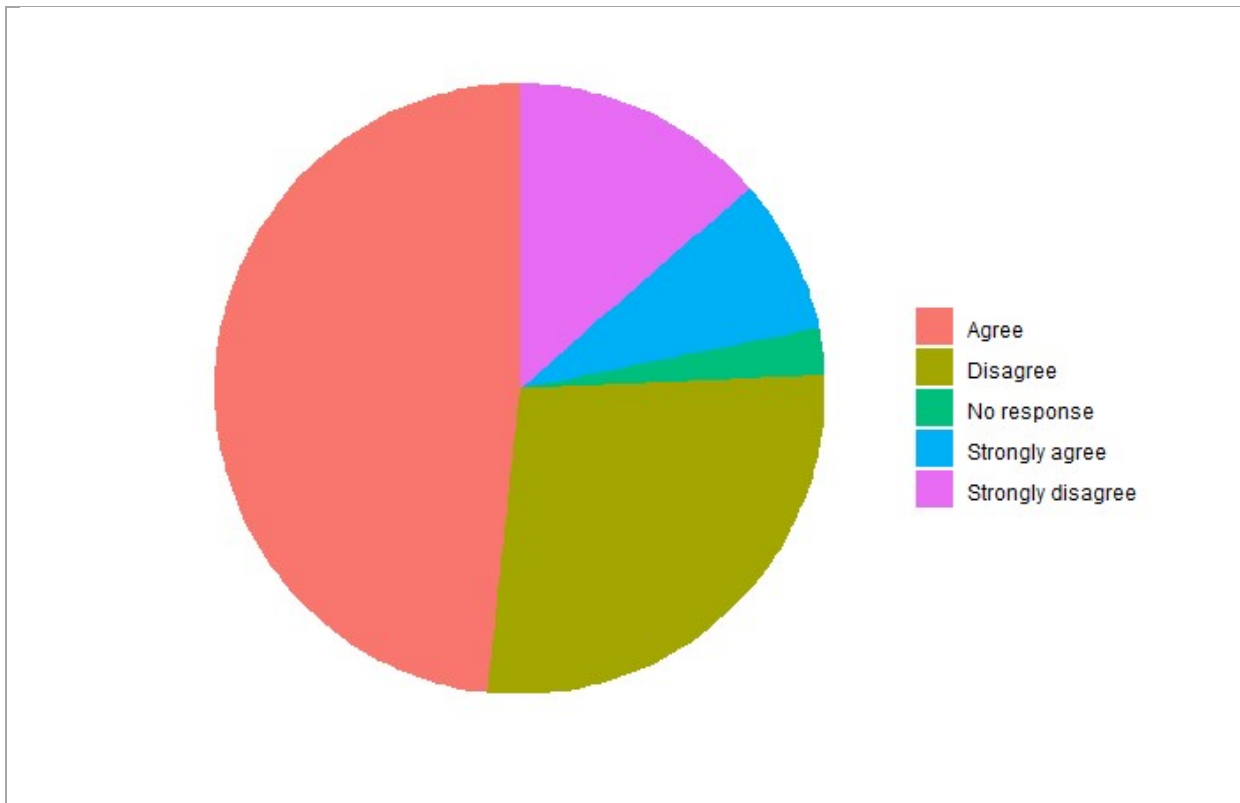
3.2.3 QUESTION_18: I would like to see more cafes / bars / restaurants / pubs in Holbrook



Answer choices	Responses	Percentage (%)
Agree	106	29.9
Disagree	150	42.4
No response	16	4.5
Strongly agree	40	11.3
Strongly disagree	42	11.9
Total	354	100

Holbrook Neighbourhood Plan Questionnaire Analysis

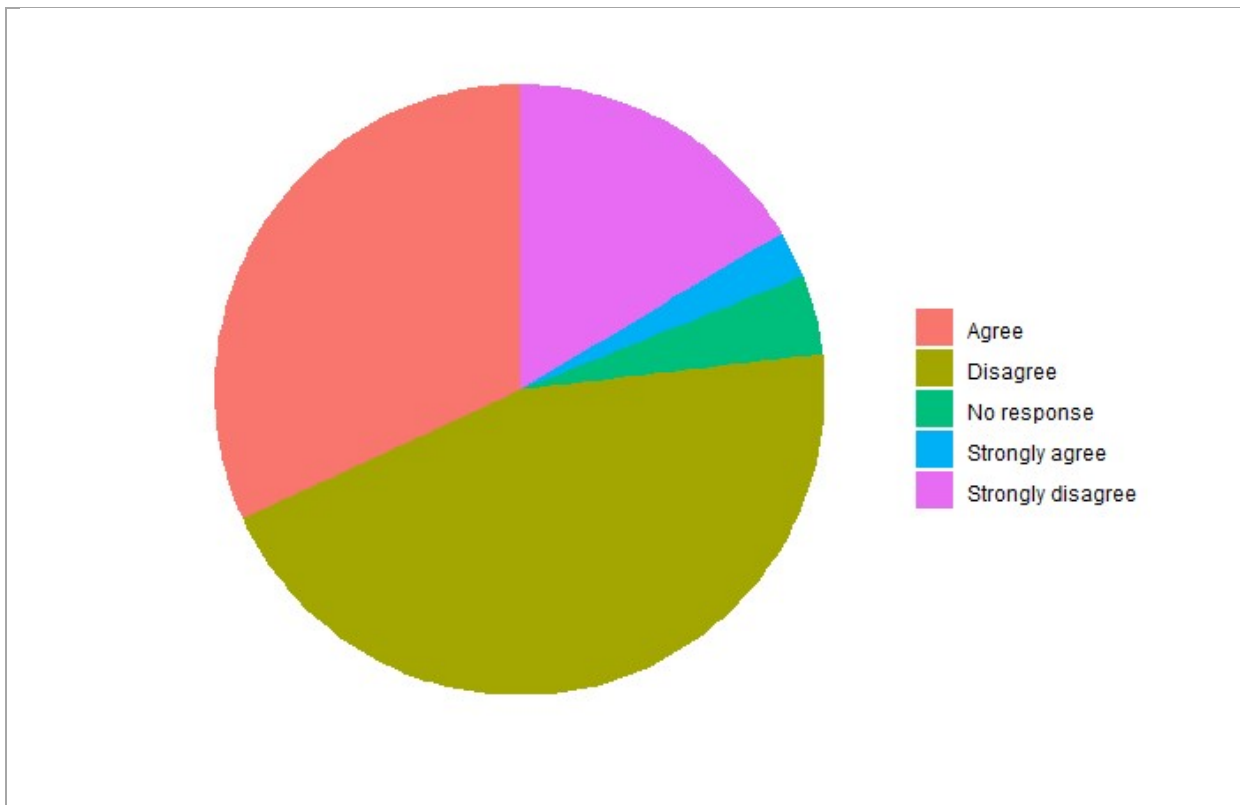
3.2.4 QUESTION_19: The health centre / surgery facilities in Holbrook are adequate for the current population



Answer choices	Responses	Percentage (%)
Agree	171	48.3
Disagree	97	27.4
No response	9	2.5
Strongly agree	29	8.2
Strongly disagree	48	13.6
Total	354	100

Holbrook Neighbourhood Plan Questionnaire Analysis

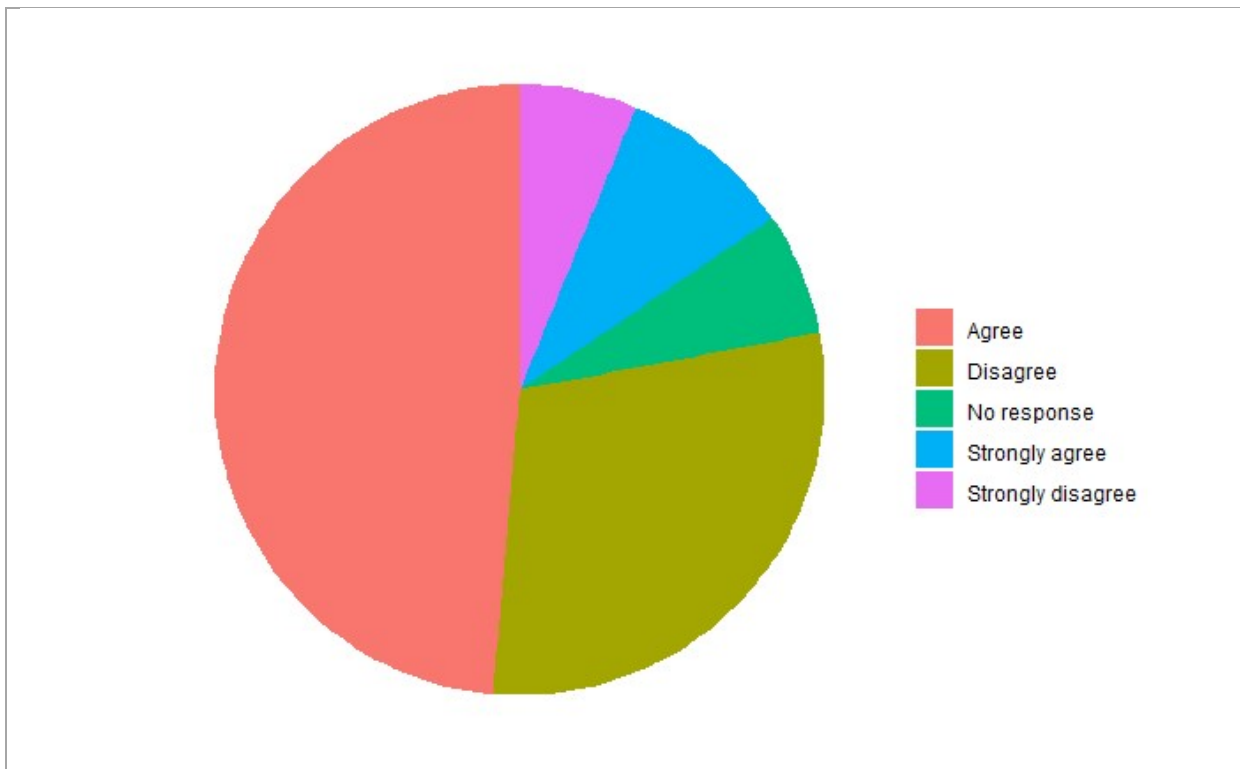
3.2.5 QUESTION_20: There is a need for workshops / commercial units in Holbrook



Answer choices	Responses	Percentage (%)
Agree	113	31.9
Disagree	159	44.9
No response	15	4.2
Strongly agree	9	2.5
Strongly disagree	58	16.4
Total	354	100

Holbrook Neighbourhood Plan Questionnaire Analysis

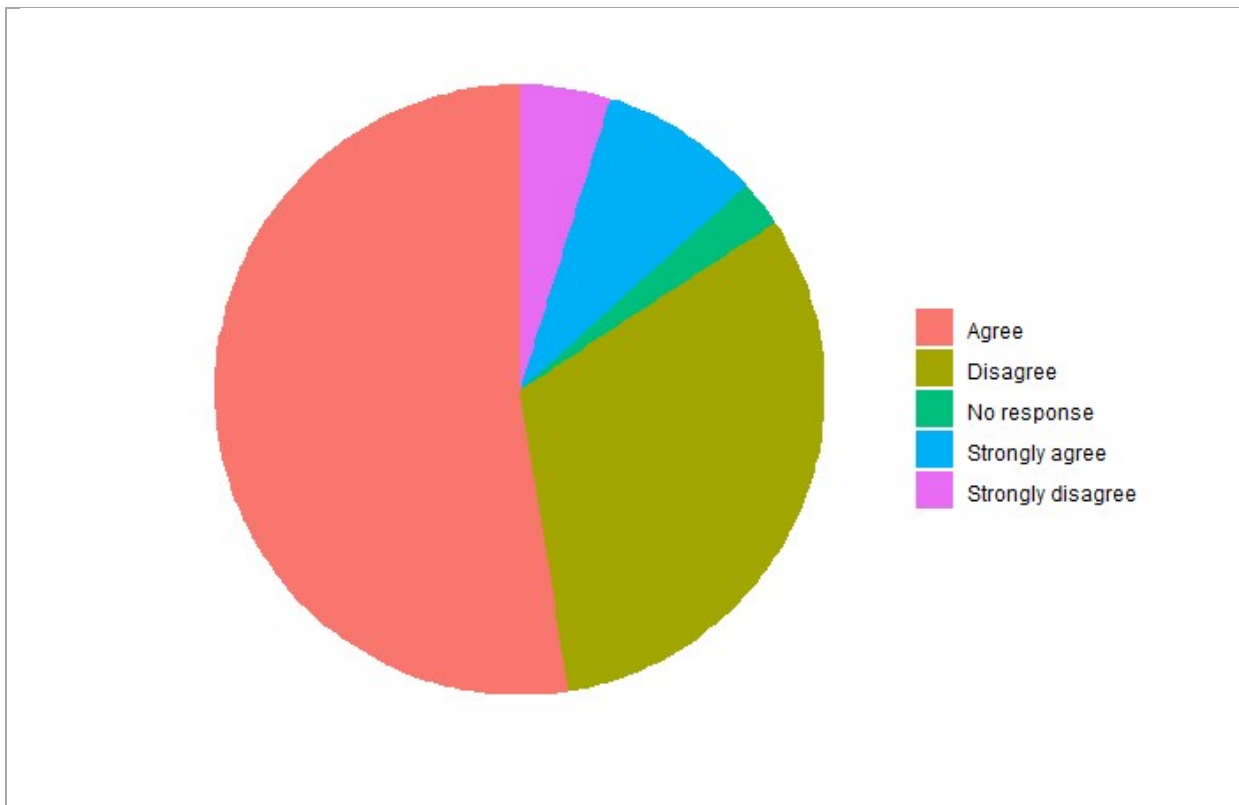
3.2.6 QUESTION_21: Having local employment opportunities is important to me



Answer choices	Responses	Percentage (%)
Agree	172	48.6
Disagree	104	29.4
No response	23	6.5
Strongly agree	33	9.3
Strongly disagree	22	6.2
Total	354	100

Holbrook Neighbourhood Plan Questionnaire Analysis

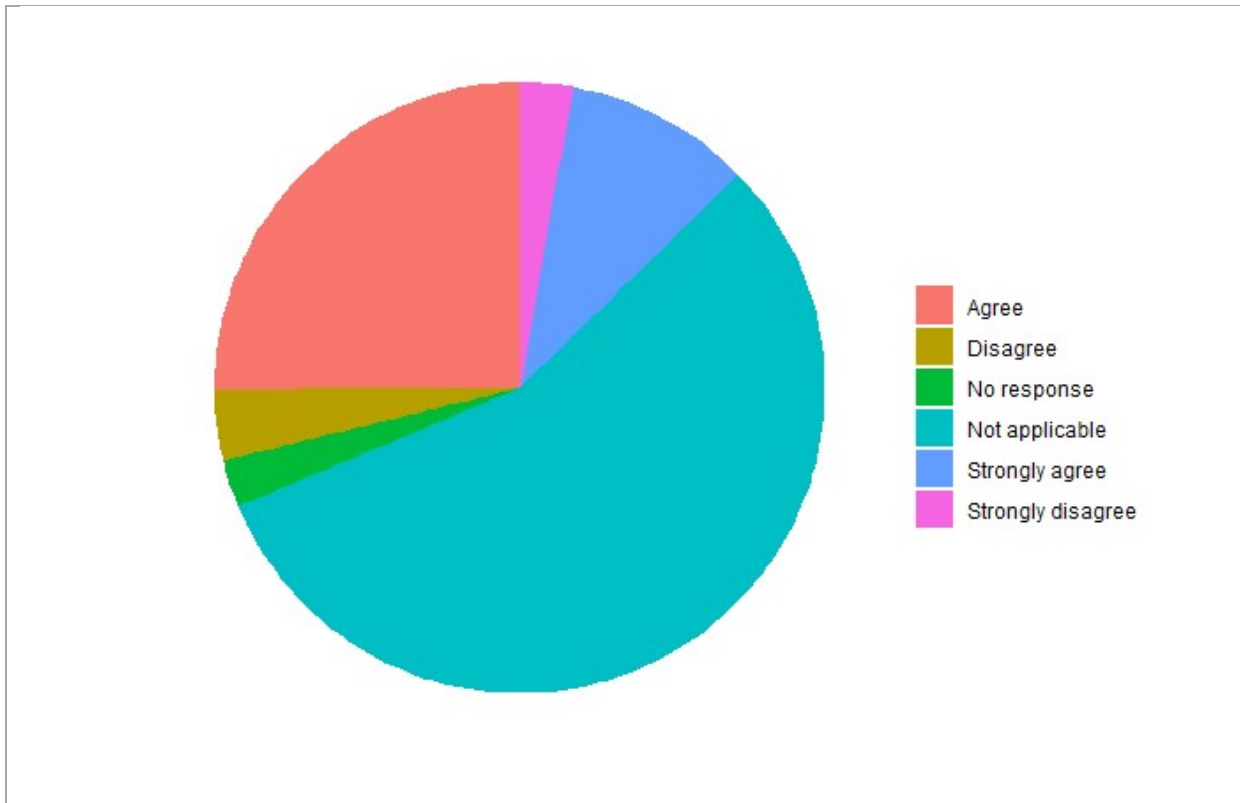
3.2.7 QUESTION_22: There are enough shops in Holbrook



Answer choices	Responses	Percentage (%)
Agree	186	52.5
Disagree	112	31.6
No response	9	2.5
Strongly agree	30	8.5
Strongly disagree	17	4.8
Total	354	100

Holbrook Neighbourhood Plan Questionnaire Analysis

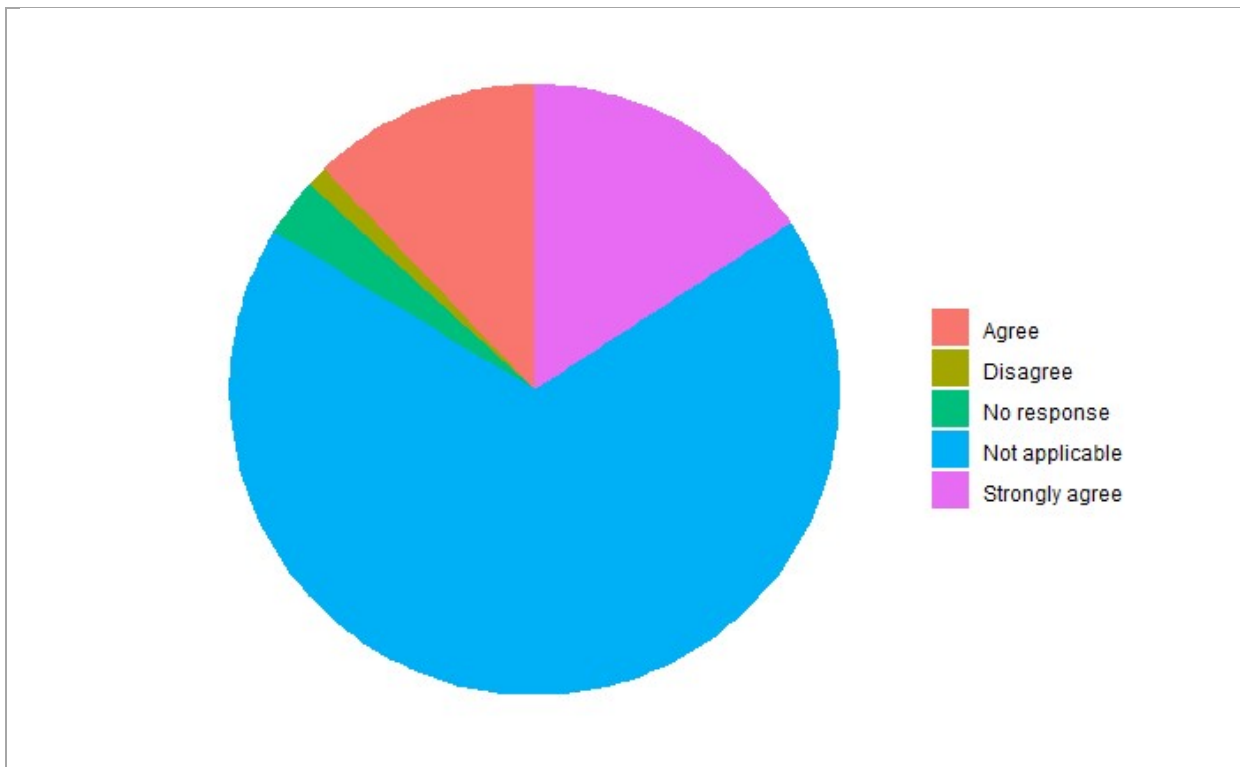
3.2.8 QUESTION_23: The schools in Holbrook are adequate and meet my needs



Answer choices	Responses	Percentage (%)
Agree	89	25.1
Disagree	13	3.7
No response	9	2.5
Not applicable	198	55.9
Strongly agree	35	9.9
Strongly disagree	10	2.8
Total	354	100

Holbrook Neighbourhood Plan Questionnaire Analysis

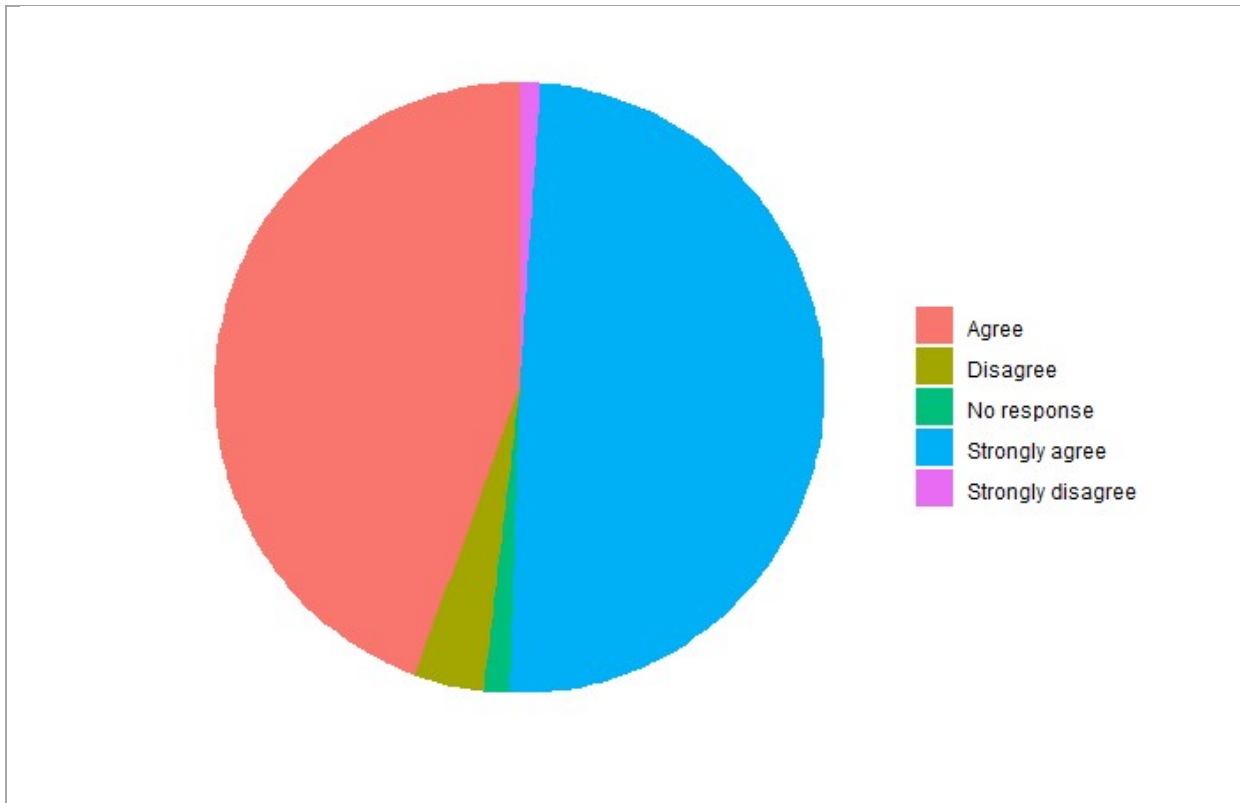
3.2.9 QUESTION_24: I like to be able to walk my children to school



Answer choices	Responses	Percentage (%)
Agree	43	12.1
Disagree	4	1.1
No response	11	3.1
Not applicable	240	67.8
Strongly agree	56	15.8
Total	354	100

Holbrook Neighbourhood Plan Questionnaire Analysis

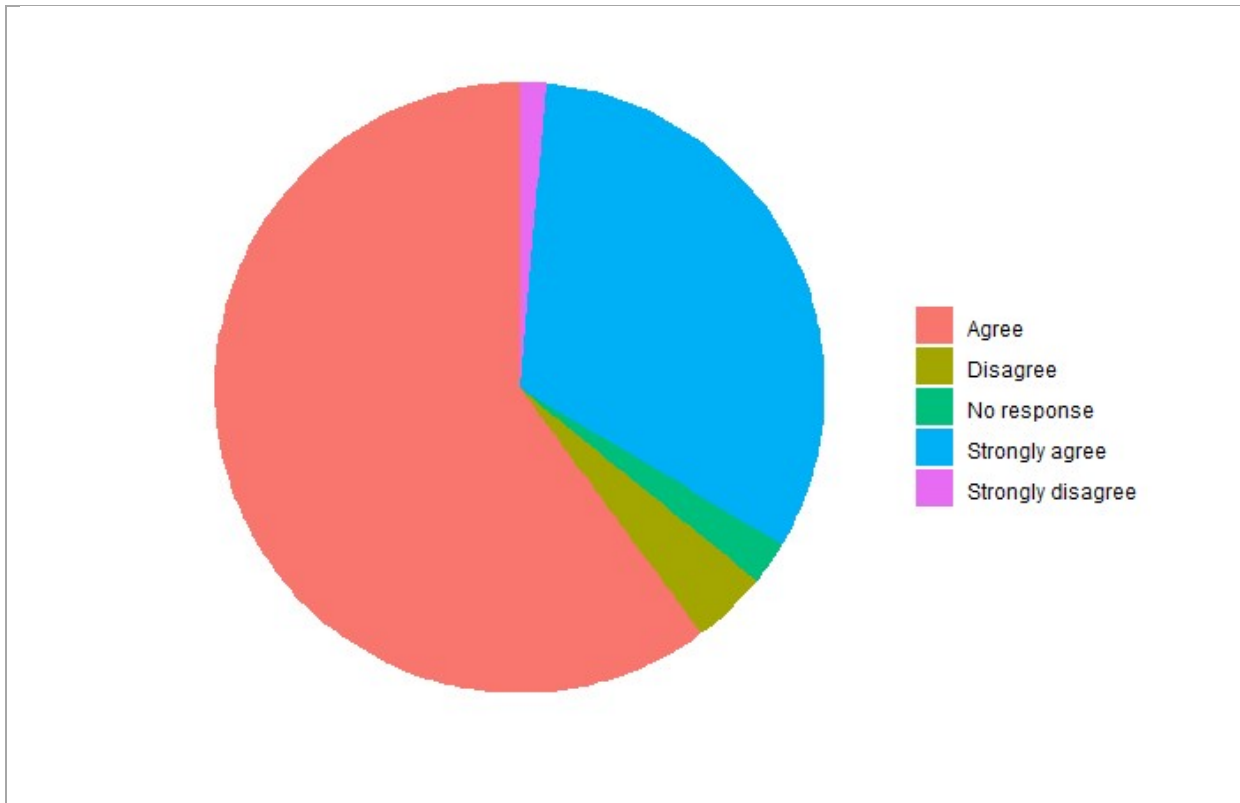
3.2.10 QUESTION_25: The Village Hall is important to Holbrook



Answer choices	Responses	Percentage (%)
Agree	157	44.4
Disagree	13	3.7
No response	5	1.4
Strongly agree	175	49.4
Strongly disagree	4	1.1
Total	354	100

Holbrook Neighbourhood Plan Questionnaire Analysis

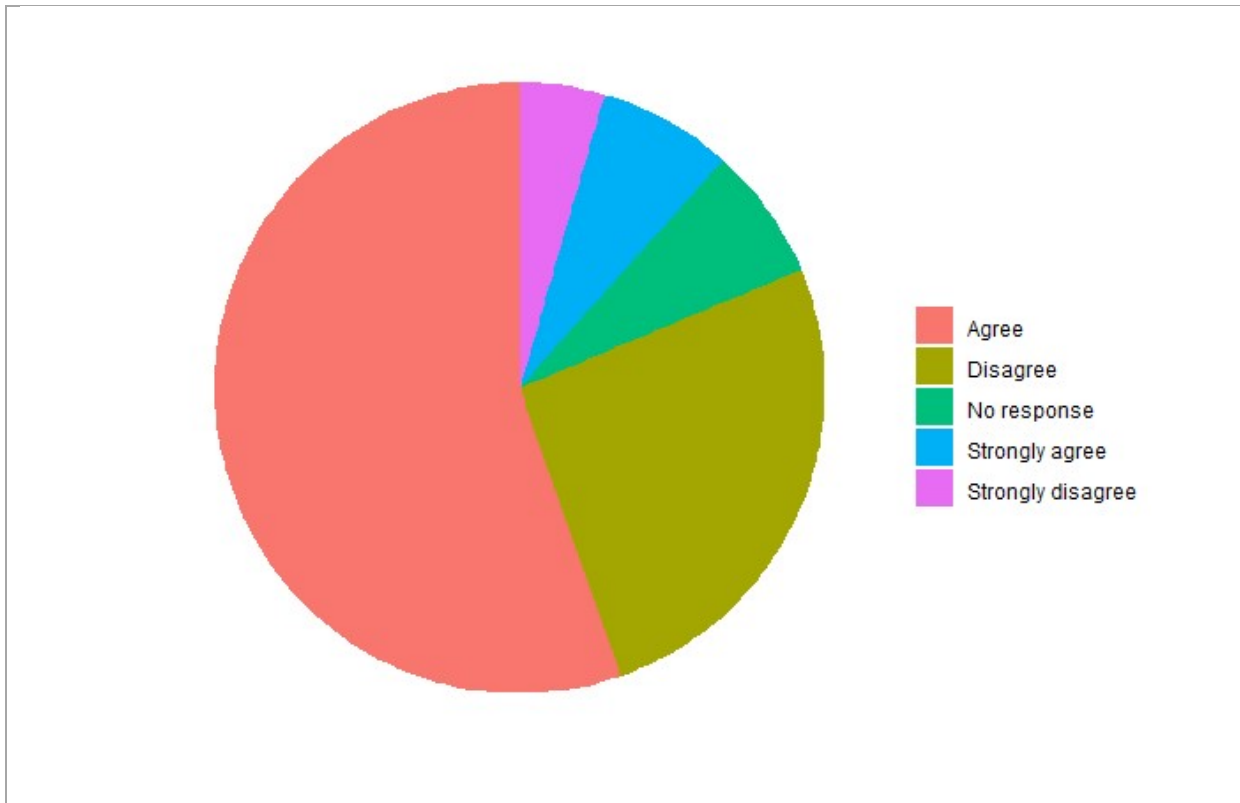
3.2.11 QUESTION_26: The Churches are important to Holbrook



Answer choices	Responses	Percentage (%)
Agree	213	60.2
Disagree	14	4
No response	8	2.3
Strongly agree	114	32.2
Strongly disagree	5	1.4
Total	354	100

Holbrook Neighbourhood Plan Questionnaire Analysis

3.2.12 QUESTION_27: There are sufficient children's play areas in Holbrook



Answer choices	Responses	Percentage (%)
Agree	196	55.4
Disagree	92	26
No response	25	7.1
Strongly agree	25	7.1
Strongly disagree	16	4.5
Total	354	100

Holbrook Neighbourhood Plan Questionnaire Analysis

4 FUTURE DEVELOPMENT – QUESTIONS 29 TO 34

The questions in this section give residents' opinions about future development in Holbrook.

Question ID	Question
QUESTION_29	I think Holbrook needs more housing
QUESTION_30	What type of property do you think is most needed in Holbrook (please choose 1 answer)?
QUESTION_31	What size of new home is most needed in Holbrook (please choose 1 answer)?
QUESTION_32	What housing tenure do you think is most needed (please choose 1 answer)?
QUESTION_33	Choose the best option
QUESTION_34	Do you have any comments regarding the future development of Holbrook?

Table 4: Questions about future development

Section 4.1 gives a representative sample of the free text responses related to future development and Section 4.2 gives the aggregated question responses.

4.1 Free text responses (Question 34)

The following quotations are a representative sample of the free text responses to Question 34, categorised according to the individual questions they related to.

Increased housing:

Over 60% of respondents selected **Disagree** or **Strongly Disagree** to question 29 "I think Holbrook needs more housing" and more than 80% of respondents would like to see minimal development or small infill development over the next 5 years

Keep the village small and within the current boundary. No more big estates or big houses for rich people

They shouldn't be allowed to build any more big estates on the outskirts of Holbrook. Local people want it to stay a village.

Please don't spoil it by making it bigger

Any new development on a large scale should be accompanied by vastly improved infrastructure – schools, sewage, roads, etc.

Opinions about property types most needed in Holbrook:

37% of respondents selected **None**. Council houses were mentioned by three people.

The amenities are not capable of more housing e.g. schools (both) + Doctor's Surgery

Holbrook has contributed to a large increase in housing over the years. It is now in danger of becoming overdeveloped + urbanized, ruining its rural characteristics.

Until someone puts a roundabout at Freston Crossroads, NO MORE BUILDING!!

The infrastructure will NOT support more housing Roads, Water, Mobile, Internet all inadequate.

1 Bed flats and 3 bed houses for council rent.

Holbrook Neighbourhood Plan Questionnaire Analysis

More appropriate housing i.e. bungalows for people wishing to downsize in later life thus freeing up property for others in the village.

No more large scale development sheltered housing and affordable housing only.

Opinions about home sizes most needed in Holbrook:

Over 35% of respondents chose "None".

More 1/2/3 bedroom homes with young families in mind!

Smaller houses with the ability for local young people to be able to buy them - not just social housing

1 bed / shared ownership/ bungalows to allow older residents to move down and release larger homes

If there is to be more housing then it should be terraced to allow youngsters some chance of staying if they wish and prevent Holbrook remaining a dormitory town for commuters to London and Ipswich.

Holbrook needs affordable housing to allow local young people to stay in the village. No more big houses required!

Opinions about housing tenure do you think is most needed?

Almost 37% of respondents chose "No new housing".

Affordable rental properties all types please! If we could afford a rent of 1000 a month we would buy a house instead!

Would also like to see some sheltered housing.

Council owned starter homes + bungalows for retired people already in the village to downsize from council houses.

Would be nice to have more council housing but you need a connection to the village.

Either Private rental or Rented from registered provider or shared ownership.

Would like affordable houses for Holbrook first time buyers who live in the village.

Any future development should be small-scale, in keeping with other houses/cottages and small and affordable enough for locals to buy.

Opinions about village expansion:

Nearly 56% of people chose "minimal development in the next 5 years". Nearly 27% chose "I would like to see more infill developments (1 or 2 houses)".

The village is a village, no more building to the north or east or we'll end up in Freston.

Don't want another big housing development that is too expensive for local people.

Holbrook is a special village and should not be developed to the North of Woodlands Road as this would destroy the landscape, tranquillity and the views into and out of the AONB.

Village being ruined by over-development. Can we apply for City status?

Holbrook Neighbourhood Plan Questionnaire Analysis

People live in villages because they want a village way of life, if they didn't then they would live in towns and cities. It is very important that Holbrook remains a village and does not become a satellite or commuter town.

I believe that Holbrook will only retain its rural village character through the careful selection of infill developments and through the appropriate commissioning of forward thinking (i.e. eco, affordable etc.) housing developers. Larger scale developments such as the recent Taylor Wimpey estate on Ipswich Road are not the model that should be scaled out across the village. The density alone is unfitting of the village feel.

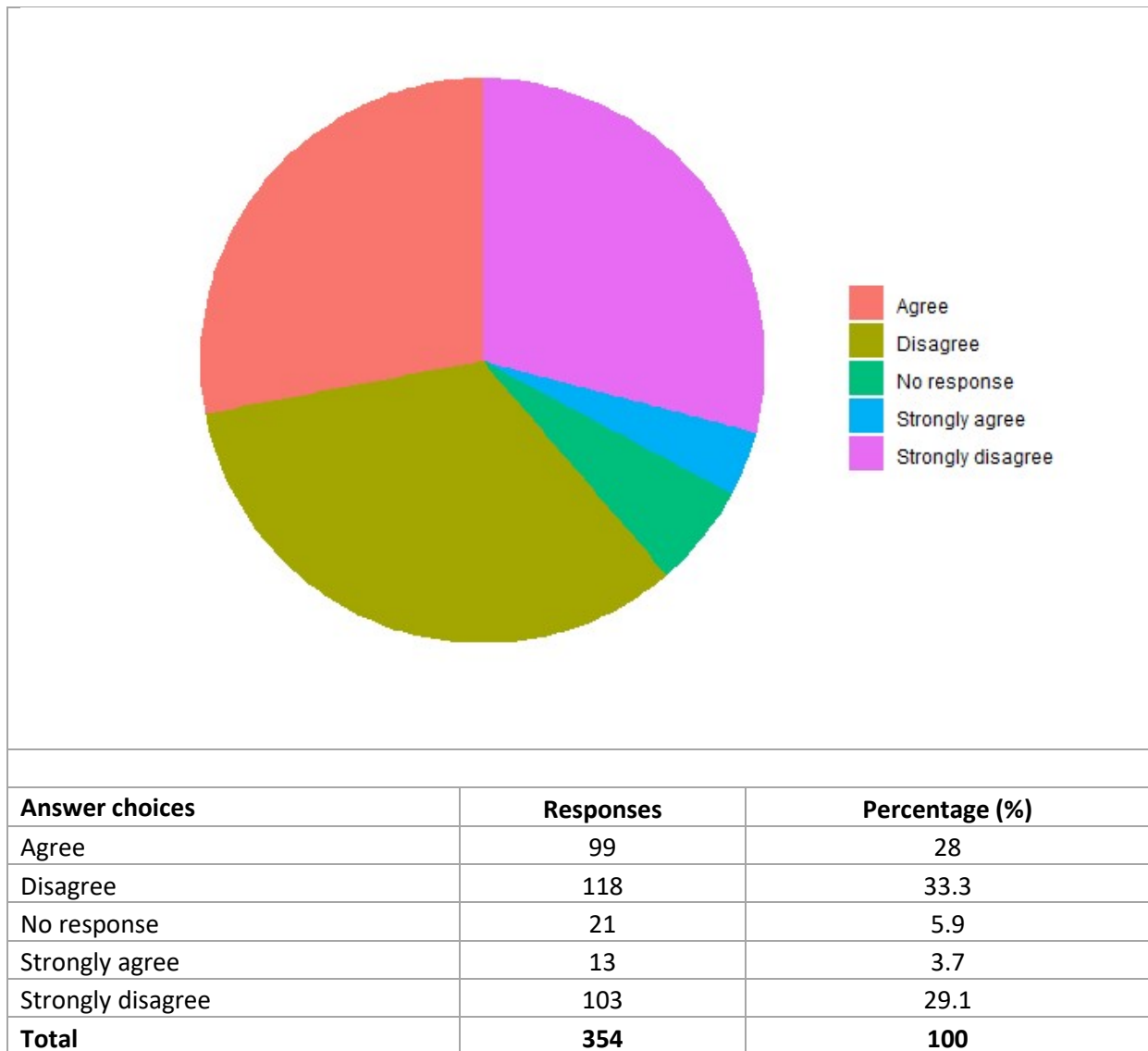
Avoid any more large scale developments and focus on small or infill development opportunities that are within the village envelope

Please don't ruin our lovely village!

Holbrook Neighbourhood Plan Questionnaire Analysis

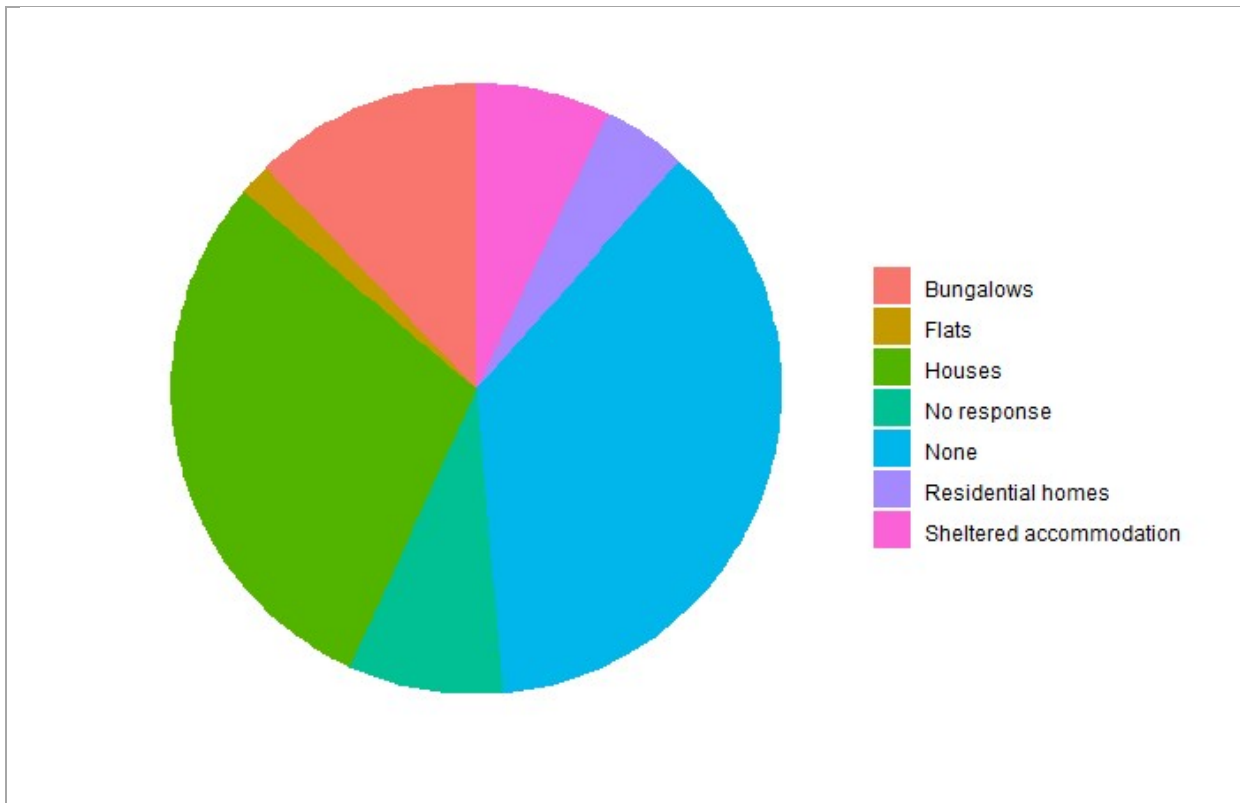
4.2 Aggregated responses for questions about future development – Questions 29 to 33

4.2.1 QUESTION_29: I think Holbrook needs more housing



Holbrook Neighbourhood Plan Questionnaire Analysis

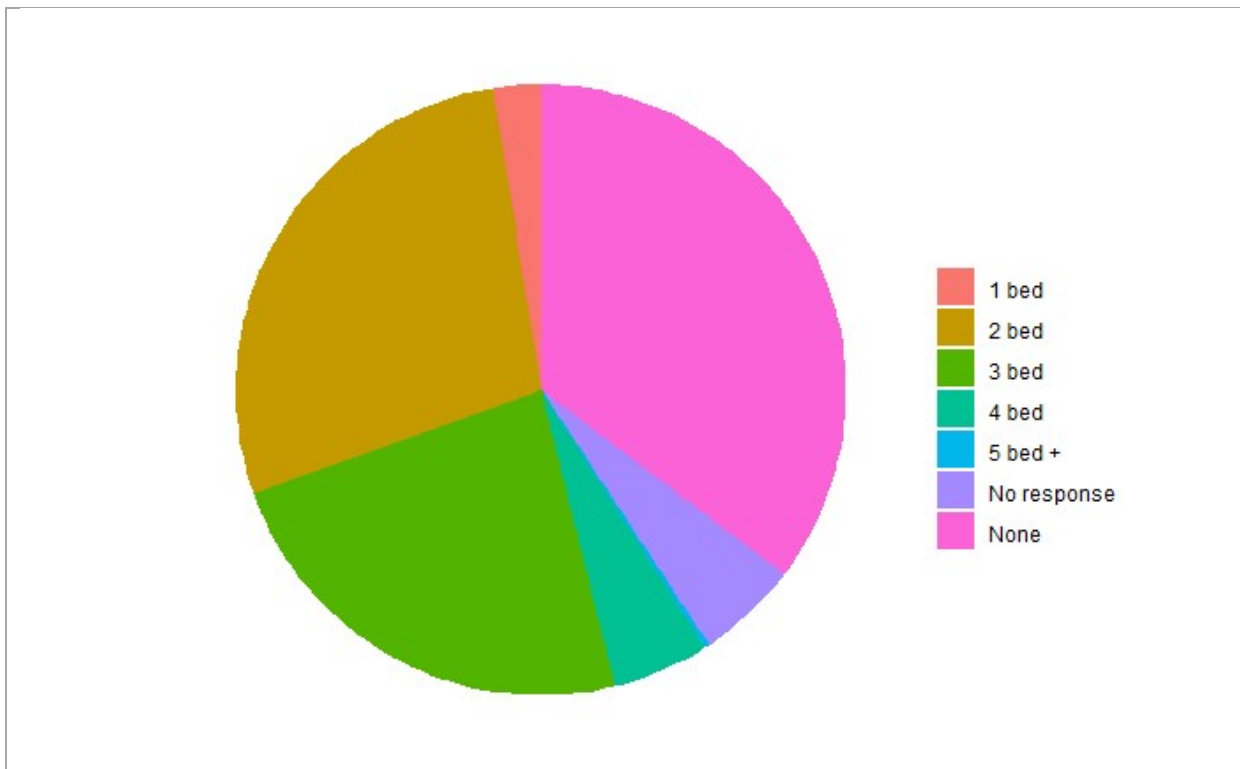
4.2.2 QUESTION_30: What type of property do you think is most needed in Holbrook (please choose 1 answer)?



Answer choices	Responses	Percentage (%)
Bungalows	43	12.1
Flats	6	1.7
Houses	104	29.4
No response	29	8.2
None	131	37
Residential homes	16	4.5
Sheltered accommodation	25	7.1
Total	354	100

Holbrook Neighbourhood Plan Questionnaire Analysis

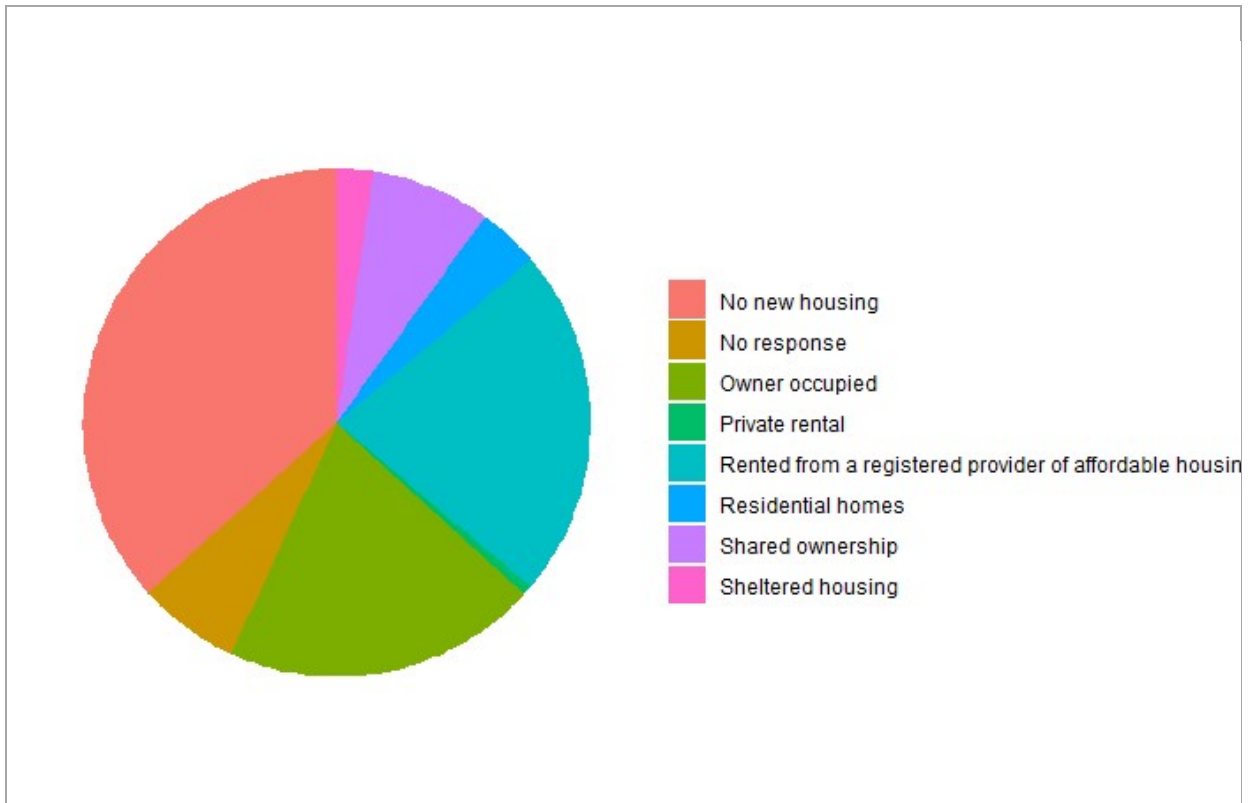
4.2.3 QUESTION_31: What size of new home is most needed in Holbrook (please choose 1 answer)?



Answer choices	Responses	Percentage (%)
1 bed	9	2.5
2 bed	99	28
3 bed	83	23.4
4 bed	18	5.1
5 bed +	1	0.3
No response	19	5.4
None	125	35.3
Total	354	100

Holbrook Neighbourhood Plan Questionnaire Analysis

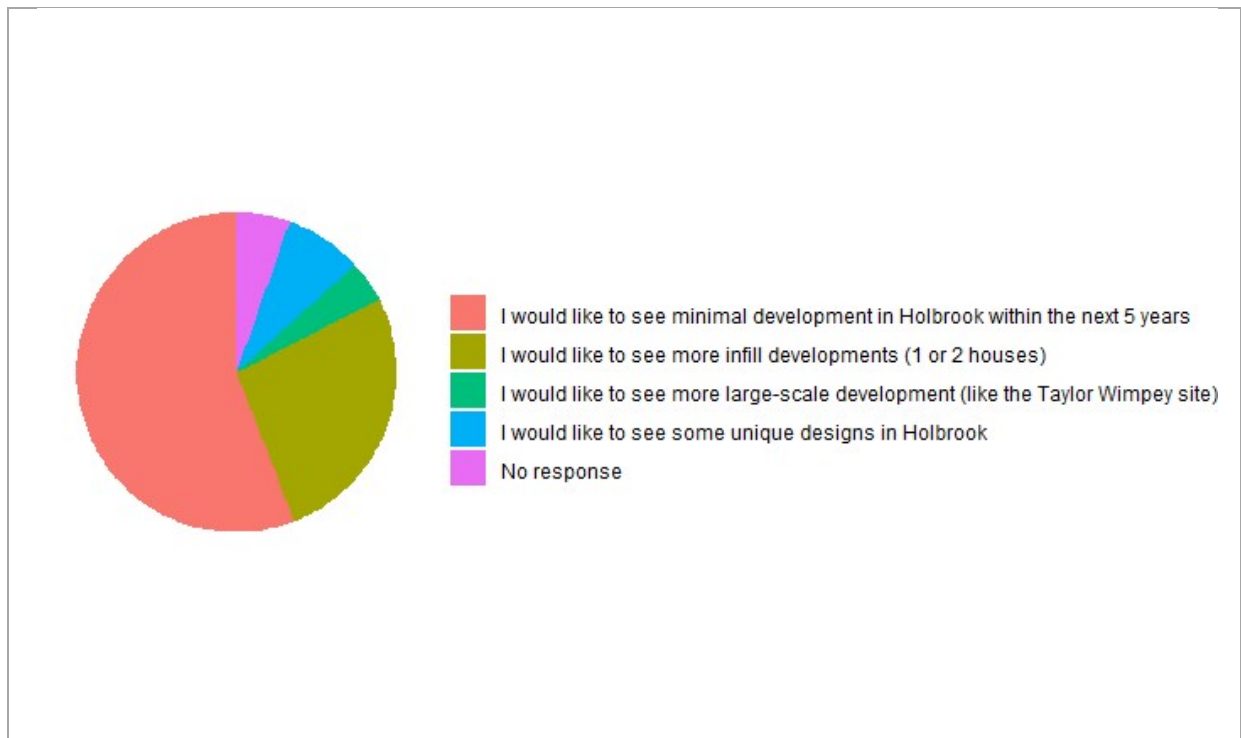
4.2.4 QUESTION_32: What housing tenure do you think is most needed (please choose 1 answer)?



Answer choices	Responses	Percentage (%)
No new housing	130	36.7
No response	23	6.5
Owner occupied	71	20.1
Private rental	2	0.6
Rented from a registered provider of affordable housing	79	22.3
Residential homes	14	4
Shared ownership	27	7.6
Sheltered housing	8	2.3
Total	354	100

Holbrook Neighbourhood Plan Questionnaire Analysis

4.2.5 QUESTION_33: Choose the best option



Answer choices	Responses	Percentage (%)
I would like to see minimal development in Holbrook within the next 5 years	198	55.9
I would like to see more infill developments (1 or 2 houses)	94	26.6
I would like to see more large-scale development (like the Taylor Wimpey site)	15	4.2
I would like to see some unique designs in Holbrook	28	7.9
No response	19	5.4
Total	354	100

5 THE ENVIRONMENT – QUESTIONS 35 TO 42

The questions in this section give residents’ opinions about the environment and how it affects Holbrook.

Question ID	Question
QUESTION_35	Hedgerows and trees need to be preserved
QUESTION_36	I value the wildlife in and around Holbrook
QUESTION_37	Open views across the fields and woods are important to me
QUESTION_38	Holbrook should retain its rural characteristics
QUESTION_39	I value the historic buildings and their settings in Holbrook
QUESTION_40	Rural footpaths should not be destroyed in order to build new housing developments
QUESTION_41	Areas of Outstanding Natural Beauty should be protected from development
QUESTION_42	Do you have any comments regarding the environment?

Table 5: Questions about the environment

Section 5.1 gives a representative sample of the free text responses related to future development and Section 5.2 gives the aggregated question responses.

5.1 Free text responses (Question 42)

The following quotations are a representative sample of the free text responses to Question 42, categorised according to the individual questions they related to.

Responses related to the statement “Hedgerows and trees need to be preserved”

Almost 95% of respondents selected Agree or Strongly Agree

Even now severe hedge trimming threatens bird life (particularly nesting) + wildlife - consideration to be given to sensible times of year.

Our wildlife and hedgerows be more protected.

No netting prior to planning approval to be undertaken.

I would like to see more hedgerows planted.

[Questions] 35 to 41 are so important to me don't destroy them.

Q35-42. all very important that the land is protected for the future.

Hedges along school playing field need cutting URGENTLY.

Questions 35 - 41 describe what is the true essence of living in Holbrook and it's paramount we protect these rural characteristics; nature, wildlife, footpaths, green space, arable land and areas of natural beauty. We change or erode these then we fundamentally change the village we love and the reasons we live here and for our children today and future generations.

Responses related to the statement “I value the wildlife in and around Holbrook”

The rural landscape needs to be preserved- bees needed to pollinate the crops for food we all need.

Holbrook Neighbourhood Plan Questionnaire Analysis

The rural village and character of the area needs to be maintained and prevent an urban sprawl happening to the edge of the village. Wildlife and the current farming environment should be protected to continue the village from becoming over developed and populated

Protect the surrounding green landscape on edge of AONB i.e. flora and fauna.

Protection of unique wildlife habitats on peninsula/migrant bird life.

The wood behind Ipswich Road proposed development should be protected for the badgers & deer & all wildlife.

If the quality of life for existing residents is not considered by planners what hope is there for wildlife.

Responses related to the statement “Open views across the fields and woods are important to me”

Holbrook has a very special setting and must be preserved for future generations to enjoy.

Beautiful area shouldn't be spoiled by more development

All woodland/open fields should be preserved.

The environment i.e. fields, open spaces important for mental health

Holbrook is a special and quite unique place which could very easily be ruined by too much development. Open fields, walkways and unspoilt areas should be protected for future generations to enjoy. Places with character and interest need to be preserved and there has already been a lot of new development. Keep Holbrook a village, not a commuter town!

One of the things that drew me to the area was the stunning setting and the ability to walk for miles on barely any roads. I'd be totally devastated if that was lost. We're lucky to live in such a beautiful area

The protection of the countryside and open space should be protected. Any development should be on brown-field sites, not green field.

Responses related to the statement “Holbrook should retain its rural characteristics”

let's keep the character of the village

We are lucky to live in a rural environment we must preserve it at all costs

No to street light, zebra crossings, yellow lines.

It should absolutely NOT be damaged by housing. Holbrook is a rural village

Land east of Ipswich Rd field + woodland, should be protected from development as a policy in the Neighbourhood Plan, as it looks right into the AONB

Holbrook needs to keep its rural appeal. New houses would bring more people and vehicles weakening the current infrastructure.

It is important to preserve Holbrook's rural character & avoid creeping suburbanisation.

Don't change Holbrook from a rural village to a Town.

Holbrook Neighbourhood Plan Questionnaire Analysis

The village should be rural and environmental/wildlife concerns should be paramount when considering any new developments.

I would have no objection to environmentally friendly development: however the Admirals development is an example of unacceptable urban sprawl.

All reasonable efforts must be maintained to ensure Holbrook rural characteristics are not compromised.

Improving and protecting the local environment, combined with accessibility for all, will help in addressing some health issues and retain our rural character.

Once greenfield sites are lost to housing they can never be replaced. Careful consideration needs to be given by developers and the planning authority to not create an urban jungle in a rural setting. The primary aim of developers is to make money without necessarily thinking about the people who live in the village. Developers rarely live in the developments they create and quality of life for villagers should be more important than profit.

Responses related to the statement “I value the historic buildings and their settings in Holbrook”

There were no responses which specifically mentioned the historic buildings, although many people enthusiastically mentioned the pleasant and special characteristics of Holbrook, which need to be preserved.

Responses related to the statement “Rural footpaths should not be destroyed in order to build new housing developments”

Please ensure Bridle Paths and footpaths in and around the village remain. Our present village environment should be cherished.

Please keep the footpaths open

Future development should protect the beautiful area we live in with access via maintained footpaths.

Footpaths should not be destroyed but could be re-routed.

Footpaths should be diverted through new development.

Footpaths should be maintained with diversion orders to allow access to countryside.

Responses related to the statement “Areas of Outstanding Natural Beauty should be protected from development”

The setting of the village is very special and is part of the AONB Project Area and therefore should not be developed beyond the current village boundary.

Important to retain and enhance ANOB areas in particular.

Sensitive planning in an AONB is appropriate i.e. consistent with the locality scales and designs found

An area of outstanding natural beauty is rapidly becoming an over-spill estate for Ipswich!

Far too many areas of natural beauty are destroyed due to over development. Please don't let this happen to Holbrook

Holbrook Neighbourhood Plan Questionnaire Analysis

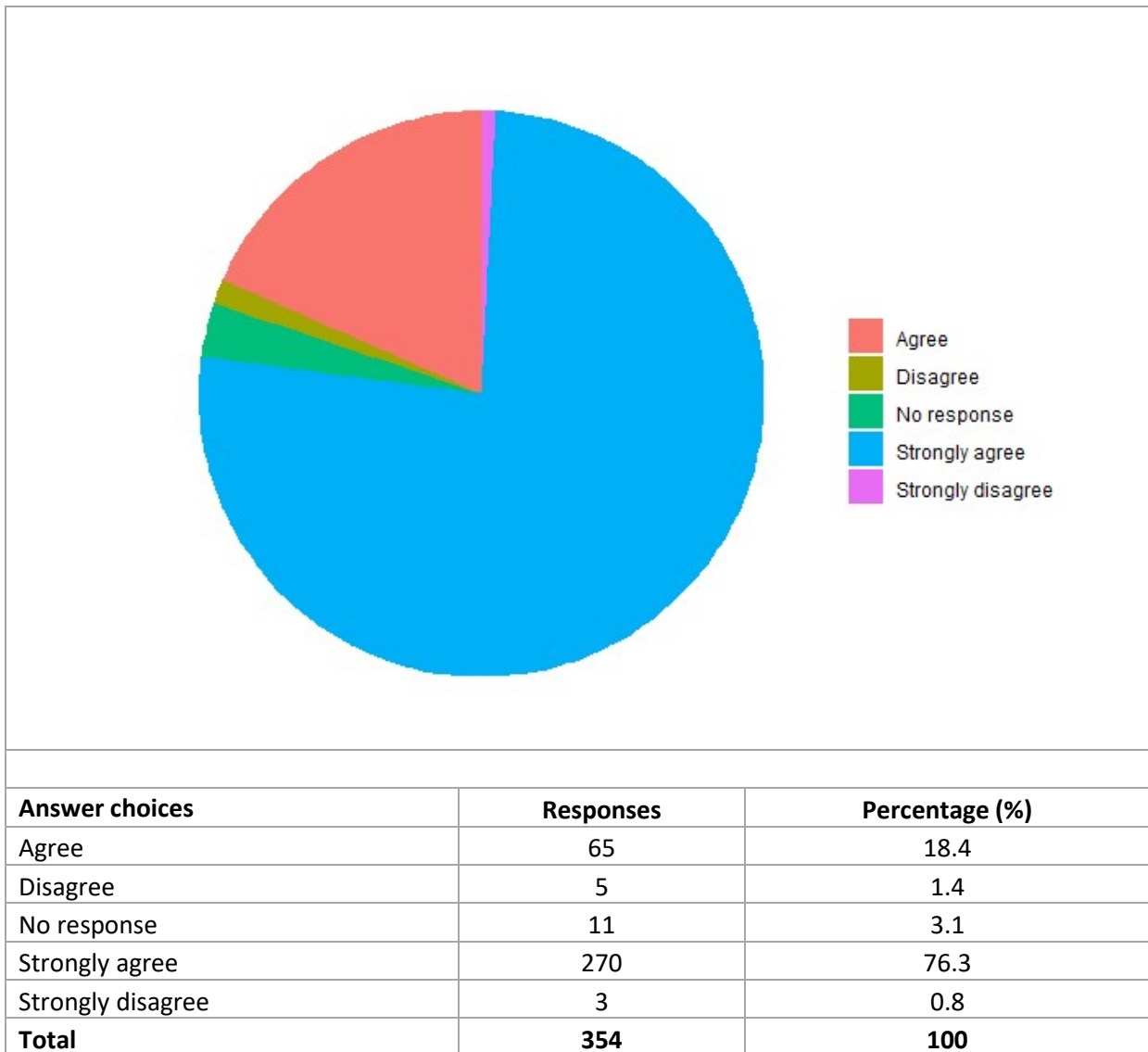
All the AONB restrictions seem to be totally ignored.

The AONB should be preserved but can be with sensitive development of outstanding houses that enhance the environment.

The AONB must be protected and the areas around it should be a buffer areas in order to protect the landscape further.

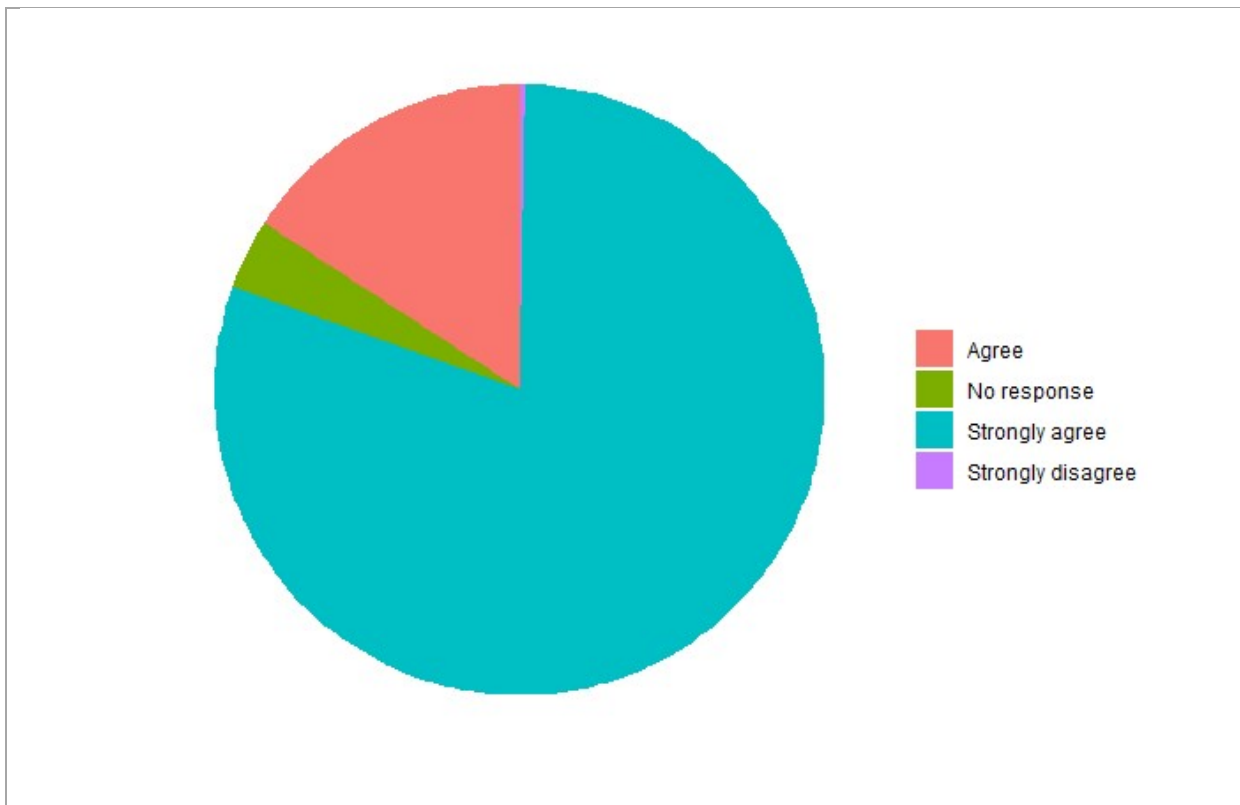
5.2 Aggregated responses for questions about the environment – Questions 35 to 41

5.2.1 QUESTION_35: Hedgerows and trees need to be preserved



Holbrook Neighbourhood Plan Questionnaire Analysis

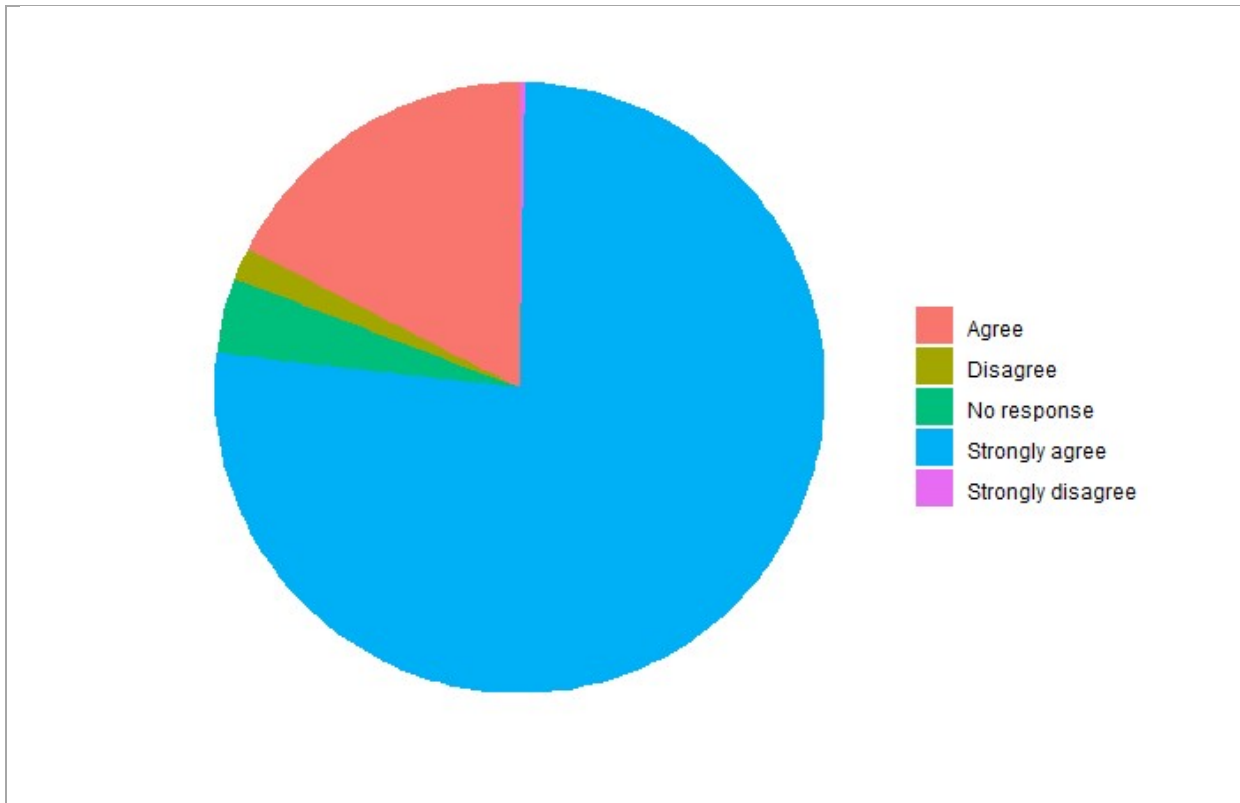
5.2.2 QUESTION_36: I value the wildlife in and around Holbrook



Answer choices	Responses	Percentage (%)
Agree	56	15.8
Disagree	0	0
No response	13	3.7
Strongly agree	284	80.2
Strongly disagree	1	0.3
Total	354	100

Holbrook Neighbourhood Plan Questionnaire Analysis

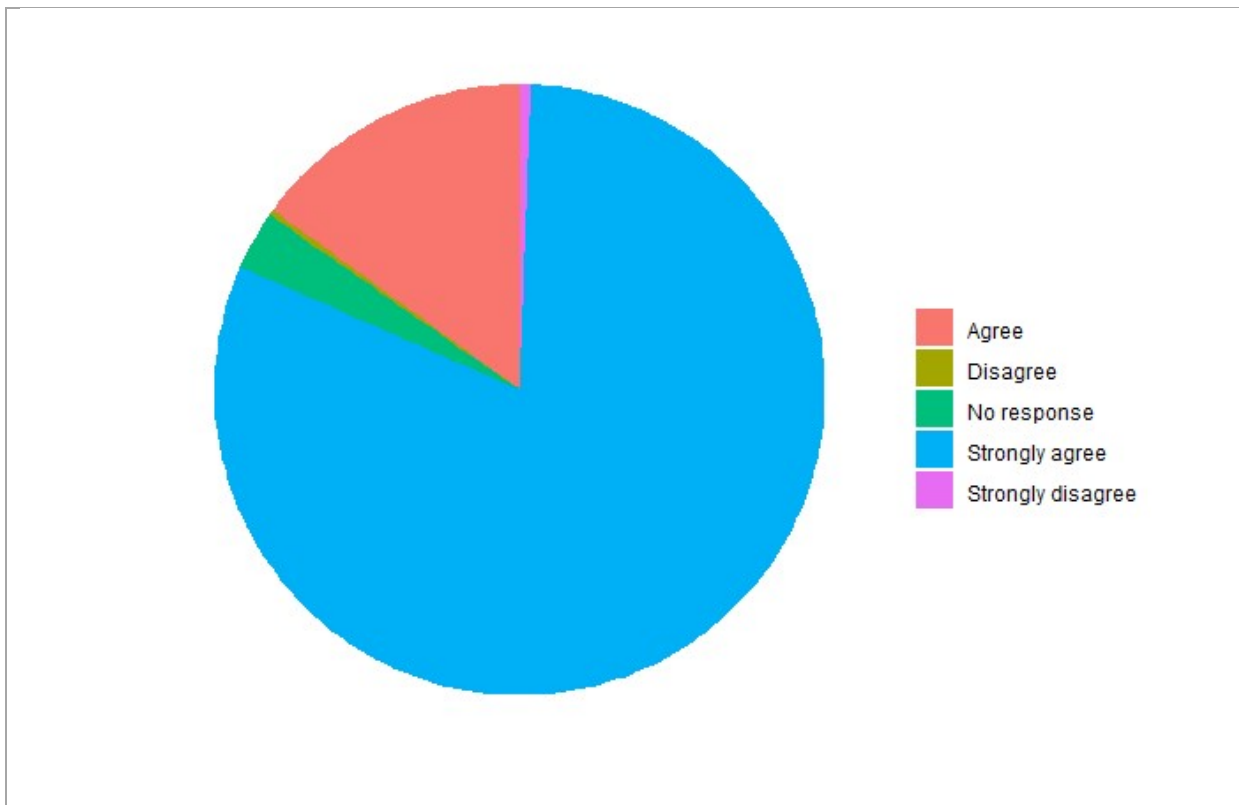
5.2.3 QUESTION_37: Open views across the fields and woods are important to me



Answer choices	Responses	Percentage (%)
Agree	62	17.5
Disagree	6	1.7
No response	14	4
Strongly agree	271	76.6
Strongly disagree	1	0.3
Total	354	100

Holbrook Neighbourhood Plan Questionnaire Analysis

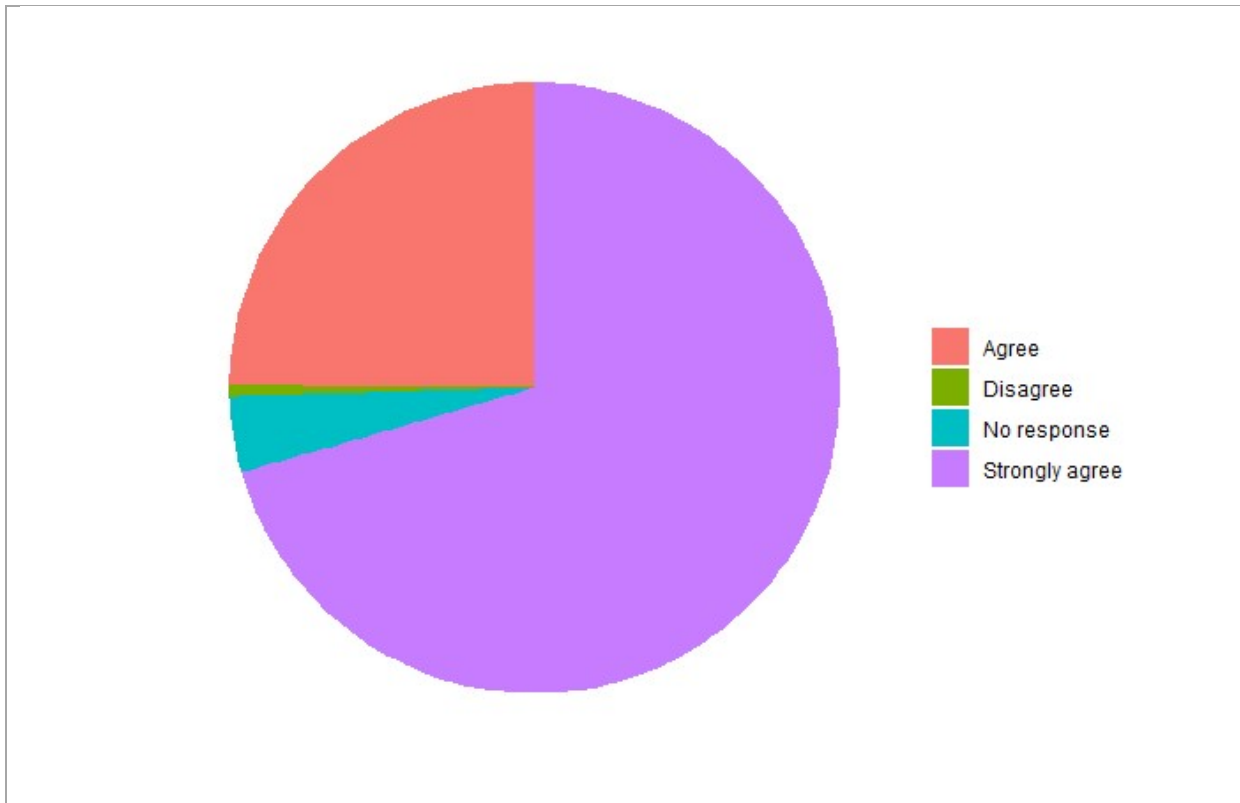
5.2.4 QUESTION_38: Holbrook should retain its rural characteristics



Answer choices	Responses	Percentage (%)
Agree	53	15
Disagree	1	0.3
No response	11	3.1
Strongly agree	287	81.1
Strongly disagree	2	0.6
Total	354	100

Holbrook Neighbourhood Plan Questionnaire Analysis

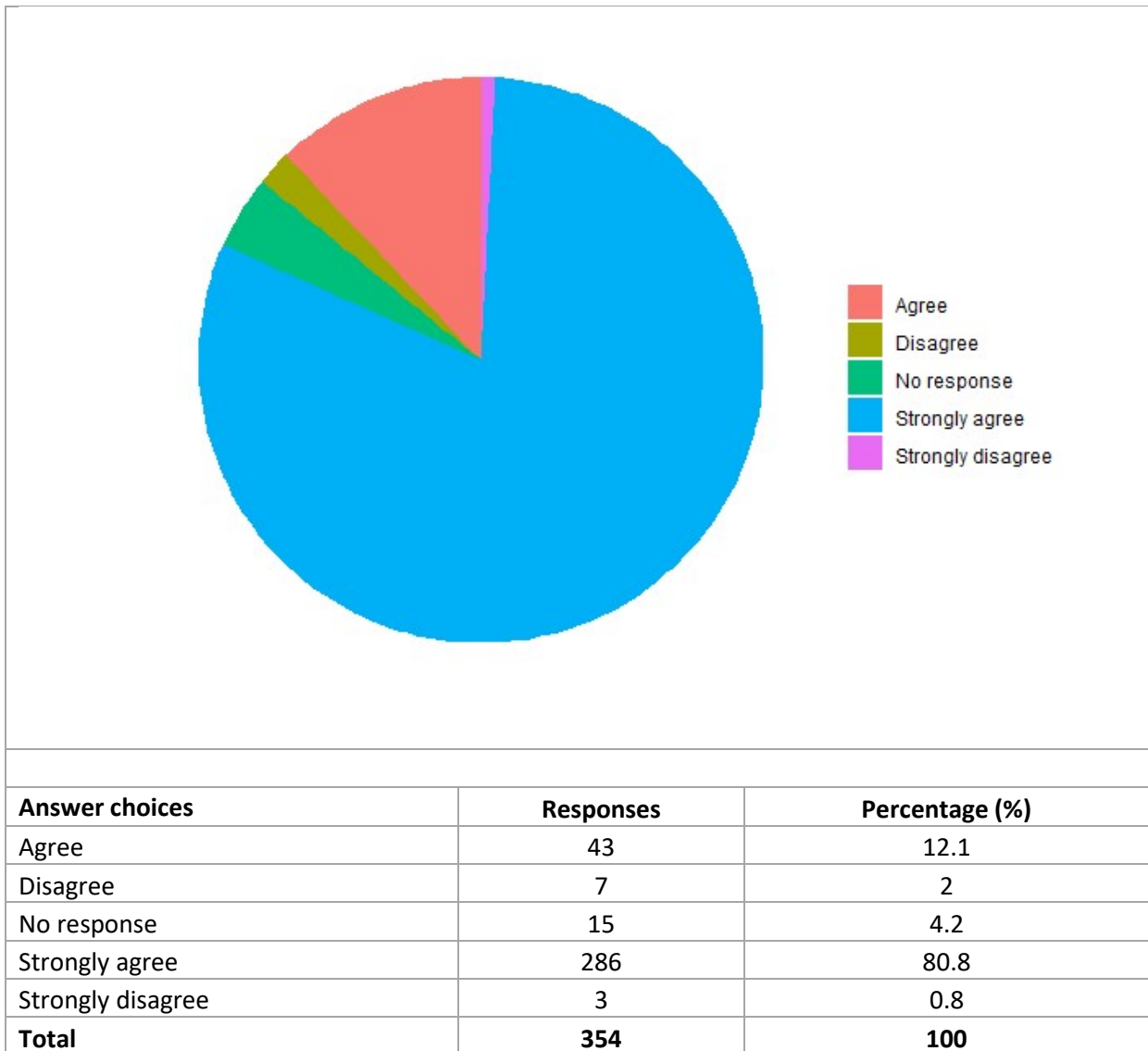
5.2.5 QUESTION_39: I value the historic buildings and their settings in Holbrook



Answer choices	Responses	Percentage (%)
Agree	88	24.9
Disagree	2	0.6
No response	14	4
Strongly agree	250	70.6
Strongly disagree	0	0
Total	354	100

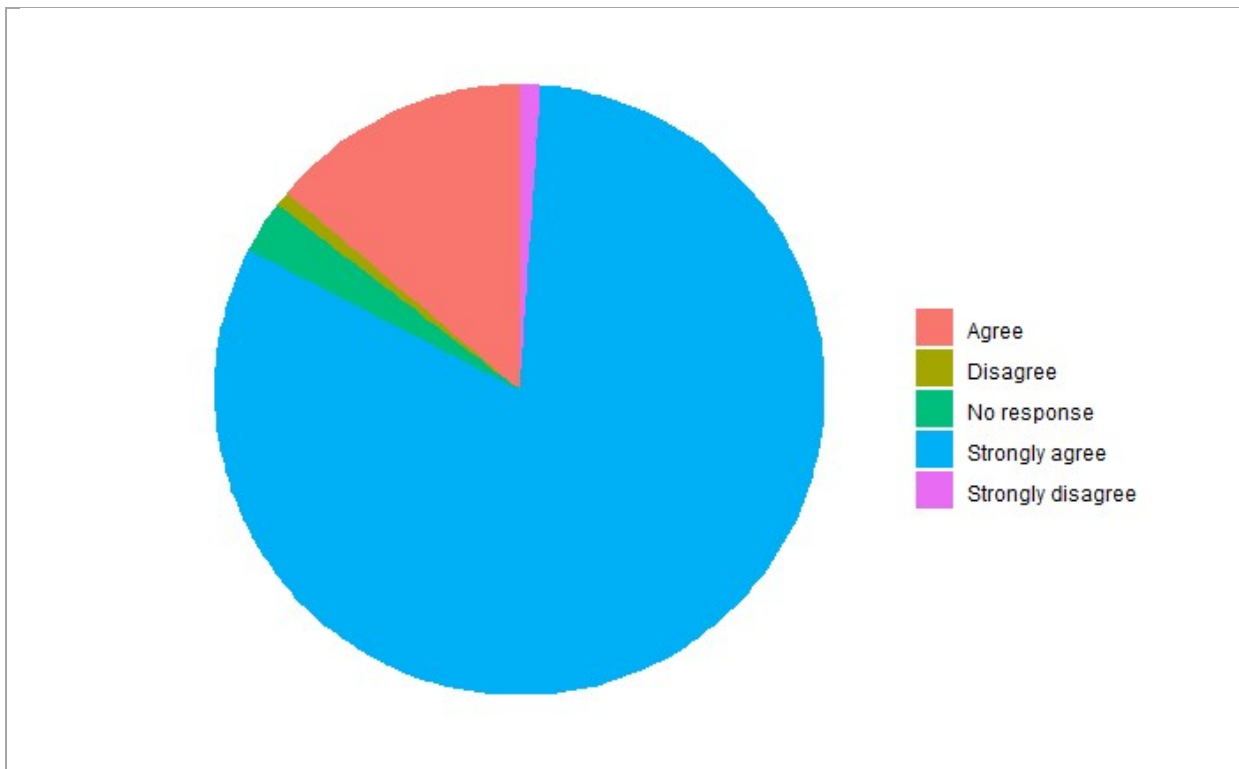
Holbrook Neighbourhood Plan Questionnaire Analysis

5.2.6 QUESTION_40: Rural footpaths should not be destroyed in order to build new housing developments



Holbrook Neighbourhood Plan Questionnaire Analysis

5.2.7 QUESTION_41: Areas of Outstanding Natural Beauty should be protected from development



Answer choices	Responses	Percentage (%)
Agree	49	13.8
Disagree	3	0.8
No response	10	2.8
Strongly agree	288	81.4
Strongly disagree	4	1.1
Total	354	100

Holbrook Neighbourhood Plan Questionnaire Analysis

6 THE VILLAGE INFRASTRUCTURE – QUESTIONS 43 TO 55

The questions in this section give residents’ opinions about Holbrook village infrastructure.

Question ID	Question
QUESTION_43	The roads in and around Holbrook are adequate for the current levels of traffic
QUESTION_44	The frequency and times of buses in and out of Holbrook are adequate
QUESTION_45	Traffic congestion is an issue in Holbrook
QUESTION_46	The speed limit in Holbrook is acceptable
QUESTION_47	Heavy goods vehicles, that do not need access to Holbrook, should be prevented from using Ipswich road.
QUESTION_48	Traffic calming is required
QUESTION_49	Holbrook has sufficient car parking spaces
QUESTION_50	More restriction for on-road parking is required
QUESTION_51	Water supply, drainage and sewage facilities in Holbrook are adequate
QUESTION_52	The pavements in Holbrook are adequate
QUESTION_53	There is a need for more cycle paths in and around Holbrook
QUESTION_54	The street lighting in Holbrook is
QUESTION_55	Do you have any comments regarding the village infrastructure?

Table 6: Questions about the environment

Section 6.1 gives a representative sample of the free text responses related to future development and Section 6.2 the aggregated question responses.

6.1 Free text responses (Question 55)

The following quotations are a representative sample of the free text responses to Question 55, categorised according to the individual questions they related to.

Responses related to statement 43 “The roads in and around Holbrook are adequate for the current levels of traffic”

Main highway system is inadequate (constricted)and a danger to life at times of flooding with little or no alternative access.

The old road network i.e. The Street, Hyams lane, Woodlands area) is narrow and dangerous for the volume of traffic using it. V difficult for pedestrians especially in the Street.

The roads in general in the village are especially the Street are unsafe & inadequate for the volume of traffic more housing would put too much strain on the current inadequate infrastructure for all services i.e. roads, water safety

Will be under increased pressure with any more significant house building. Needs to be considered and addressed. Roads near capacity.

With the new development village struggling to cope roads parking etc

Congestion of all small roads off main Rd. Fragile infrastructure for no. of residents.

Holbrook Neighbourhood Plan Questionnaire Analysis

The Street is too narrow for 2 way traffic if people park on the road.

Help us to protect our village - changing the junction at Freston is a MUST - it's getting more and more dangerous.

Should be no further development on Peninsula until road junction at water tower changed.

Responses related to statement 44 "The frequency and times of buses in and out of Holbrook are adequate"

The bus service is not regular enough for people who work out of the village.

Mini bus service to Lower Holbrook (and beyond) is required to connect in Holbrook with hourly service to Ipswich and Manningtree which pass there. If no mini bus service additional parking near bus stop required.

Responses related to statement 45 "Traffic congestion is an issue in Holbrook"

The road which runs past the Coop, up to the Primary School can become jammed to the extent that it is like running the gauntlet just to get from one end to the other!

A better transport plan for the primary school could be considered as The Street is very busy at the end of the school day and the road is very narrow.

The Street has become congested at certain times of the day due to poor parking around the Coop. The vehicles accessing the Coop are too big to easily manage the reverse into the car park which is exacerbated by poor parking. Holbrook needs to grow but only at a measured pace that reflects the fact that it is a village which is poorly served by public transport and the road network is not great either. Get off the peninsula to Ipswich is particularly tricky if there are any issues on the A12/14.

The roads are narrow and although I don't feel they are too congested at present they are once you try to get off the peninsula - this can be problematic/slow and the road system will not be able to cope with more traffic.

Traffic congestion in the Street is now very bad as predicted before the Taylor Wimpey development was built. The road onto the peninsula is already being over-whelmed.

The pavements in the Street are narrow between Shepherds Lane and the Reade Field, the Co-Op parking can sometimes cause congestion in The Street.

Responses related to statement 46 "The speed limit in Holbrook is acceptable"

Strict speed between RHS through to Freston crossroads. It is sometimes used as a race track.

The roads are too busy with speed limits ignored.

Congestion points around doctors surgery. Traffic orders necessary to restrict parking. 20mph speed limits within village.

20mph speed limit in residential roads and The Street.

Responses related to statement 47 “Heavy goods vehicles, that do not need access to Holbrook, should be prevented from using Ipswich road”

I don't believe there is a problem of Heavy goods vehicles, that do not need access to Holbrook, are using the Ipswich Road.

Are the large lorries that now frequent the village damaging the roads, and the water supply infrastructure beneath them?

Responses related to statement 48 “Describe where traffic calming is required”

We need to improve the roads we have and prevent speeding, more housing means wider roads, larger schools, larger surgery therefore no longer a village and more cars means more pollution.

There are a lot of responses to this, with Ipswich Road and The Street the most popular. Other examples include:

Where we join with the road from Shotley.

Between top of hill outside church entrance to Denmark Gardens - enforce 30mph limit

Fishponds Lane. People drive along it like lunatics. Very frightening for a pedestrian.

The Street, Outside Schools, Reade Road.

Depends on what form this takes.

Outside Primary School.

Speed limit in and out of Jervis Close access to bungalows acceptable if respected. New speed signs indicating vehicle speed excellent.

Woodlands corner is an accident waiting to happen.

Village start to RHS.

By the shops

Ipswich Road- the Street-Five acres - in fact all back lanes.

Responses related to statement 49 “Holbrook has sufficient car parking spaces”

More parking needed around Co-Op / Pub area to deter on-road parking on more narrow parts of road.

Inadequate parking for Co-op.

Parking near Co-op inadequate at peak times especially weekends

Needs renewal. Improvement for all, not just young people. Significant new houses would overwhelm surgery, parking at Co-op etc, sewage, water, bin collections, public transport etc. etc.

Holbrook Neighbourhood Plan Questionnaire Analysis

Parking is awful, even though the community car park that the bowls club nicely lets us use is handy, no one cares to use it and goes onto the main road instead because they can't be bothered. Even if parking restrictions were introduced, it'd be super hard to get it enforced.

Responses related to statement 50 "More restriction for on-road parking is required"

Car drivers living very close to the Coop should use the Community Car Park and not leave their cars parked on the Coop car park or on the road outside. This would help ease congestion in the Street

The Street needs to be a no parking zone as parked cars cause major issues for the school run and Coop visits.

Too many car users park half on pavements as routine, even when roadway is free & open.

Too much parking on pavements in The Street.

Freston cross roads is VERY dangerous. Need lights/roundabout or something. increasing traffic increasing danger. Too much traffic passes the school and cars parked around GP surgery always blocking view. Child could run out. Also difficult to have good view when pull onto street due to vehicles parked on junction.

Responses related to "Describe where more restriction for on-road parking is required"

Various parts of The Street, or parts of it: outside the Co-op, the Primary School, The Swan, the Doctors' Surgery.

Heathfield Road, near Doctors' Surgery

Ipswich Road, near corners

Other specific comments:

The Street main areas serving the surgery, Coop and Butcher's shop. Attempts at around the surgery and the primary school have not been successful-stricter regulations required and around all junctions where visibility becomes limited.

Church Hill Road too narrow for parking & fire engine access.

But where do home owners park if no driveway and have deliveries to their home/business.

Most of us want to park close to home.

It's only slightly difficult at school pick up time when parking spills onto the estate opposite.

Responses related to 51 "Water supply, drainage and sewage facilities in Holbrook are adequate"

Need to fix the water pipes

Too much pressure on the water main from all the new houses. It keeps bursting. No more new houses please.

Concern about the weight & size of vehicles delivering to the Co-op due to the damage they can cause to water mains etc. etc.

Holbrook Neighbourhood Plan Questionnaire Analysis

Hopefully Anglian Water will at last sort problems of sinkholes etc which cause huge disruption.

Holbrook has had many recent problems with water supply causing frequent road works & road closures.

Responses related to 52 “The pavements in Holbrook are adequate”

The pavements are adequate if cars are not allowed to park on them, but the edges of the pavement down Primrose Hill need clearing.

Pavements are for towns what we have is adequate. If people want town infrastructure & facilities they should not move to the country.

The Street pavements too narrow

The pavement leading to the RHS is too narrow to get to Alton Water +RHS the road is too fast & dangerous for children to cycle on the pavement.

The pavements in Clifton Wood are awful.

The amount of illegal parking allied to frequent heavy lorry traffic to and from the Coop now is nothing short of a disaster. The damage being done to the road and pavement is considerable which I can testify to on a personal basis.

Pavement between Coop and Surgery is the most walked in Holbrook not good for OAP s and Prams.

Responses related to 53 “There is a need for more cycle paths in and around Holbrook”

A cycle lane to Ipswich would be amazing

Infrastructure should be looked at before developments. Where would there be room for cycle paths?

More cycle paths would be good.

Cycle path at the Strand needed.

Cycle paths - If we're attracting more people to the area it would be good to encourage more cycling to town (Ipswich) to reduce traffic, improve air quality and improve health. It is impossible to cycle safely when it gets dark early and even in summer, it's a risky cycle out of Holbrook and down/up the strand. I strongly believe more should be done whilst developing to make cycling safer. The infrastructure needs to be there before people will make the change.

Responses related to 54 “The street lighting in Holbrook is”

Some dark areas of the village could have motion sensor lights.

New housing Lighting and Belisha beacons out of keeping

The brightness of the lighting on the Taylor Wimpey development is wholly unnecessary and out of fit.

I think the street lights in the Wimpey estate are too bright

The lights are too bright at the new houses

Holbrook Neighbourhood Plan Questionnaire Analysis

Too many bright new streetlights

Keep skies dark - the bright lights from Admirals Quarter are a disgrace.

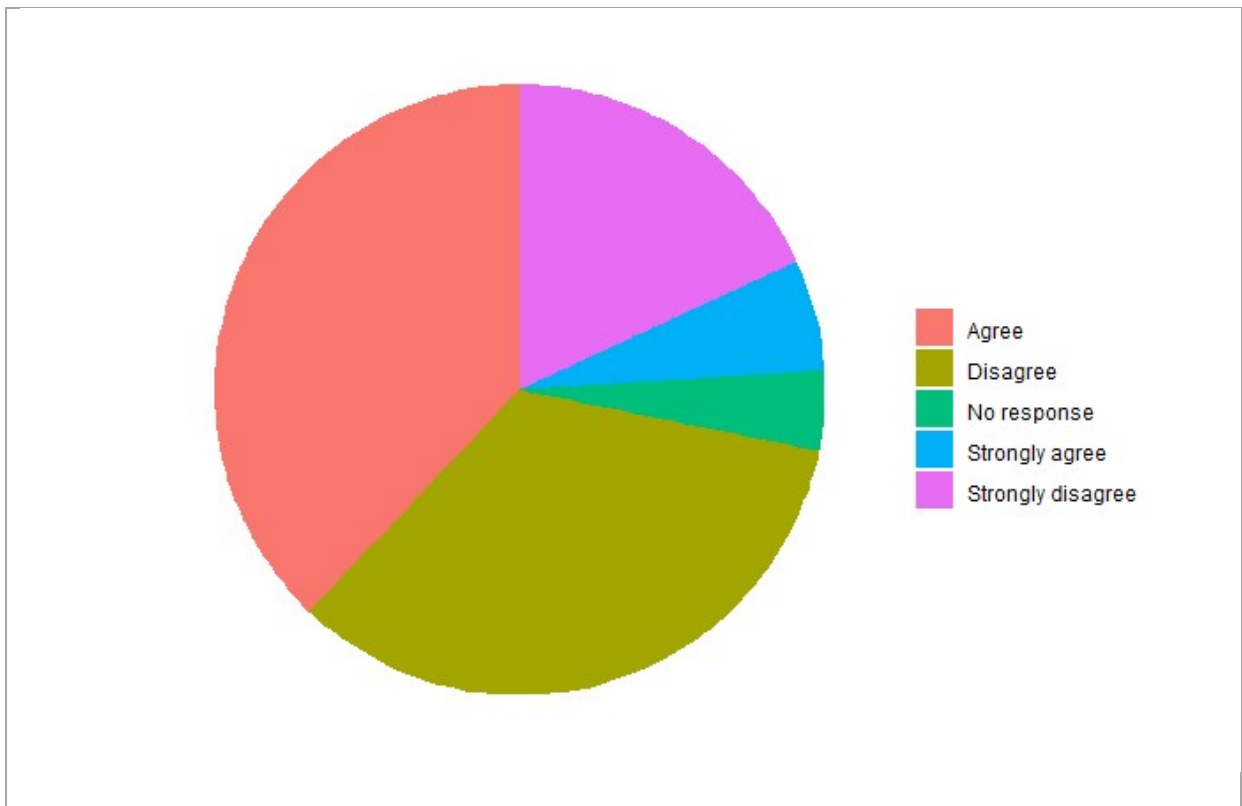
We don't need street lights - keep the village rural, skies dark, and protect the wildlife.

Less street lighting less "urbanisation".

Holbrook Neighbourhood Plan Questionnaire Analysis

6.2 Questions about the environment – Questions 43 to 54 responses

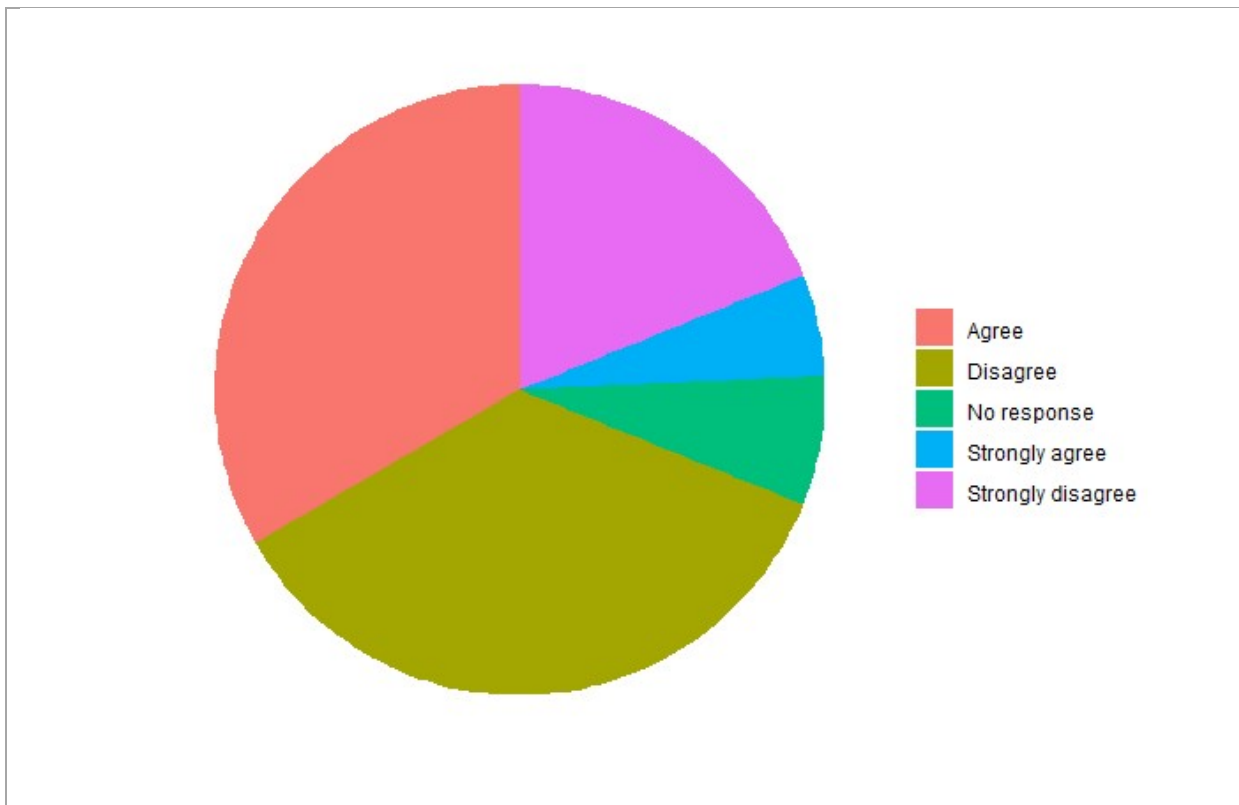
6.2.1 QUESTION_43: The roads in and around Holbrook are adequate for the current levels of traffic



Answer choices	Responses	Percentage (%)
Agree	134	37.9
Disagree	120	33.9
No response	15	4.2
Strongly agree	21	5.9
Strongly disagree	64	18.1
Total	354	100

Holbrook Neighbourhood Plan Questionnaire Analysis

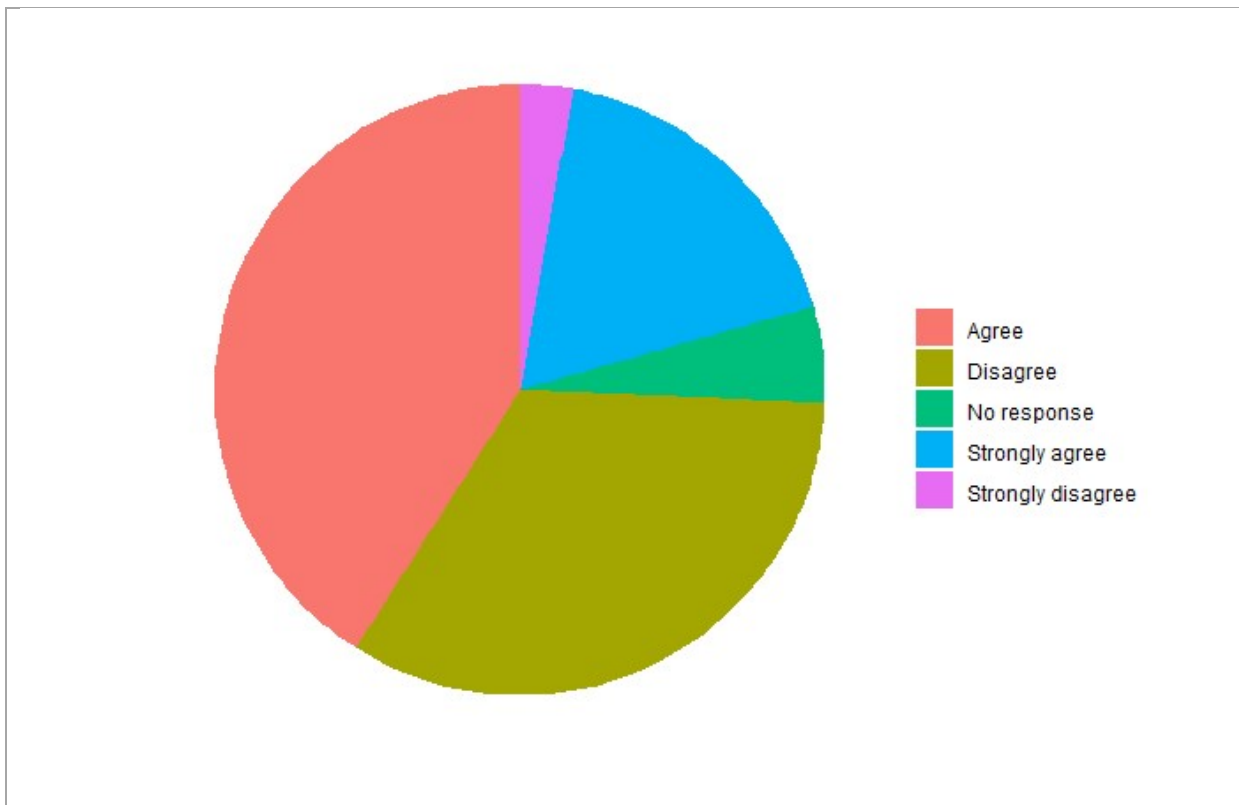
6.2.2 QUESTION_44: The frequency and times of buses in and out of Holbrook are adequate



Answer choices	Responses	Percentage (%)
Agree	118	33.3
Disagree	126	35.6
No response	24	6.8
Strongly agree	19	5.4
Strongly disagree	67	18.9
Total	354	100

Holbrook Neighbourhood Plan Questionnaire Analysis

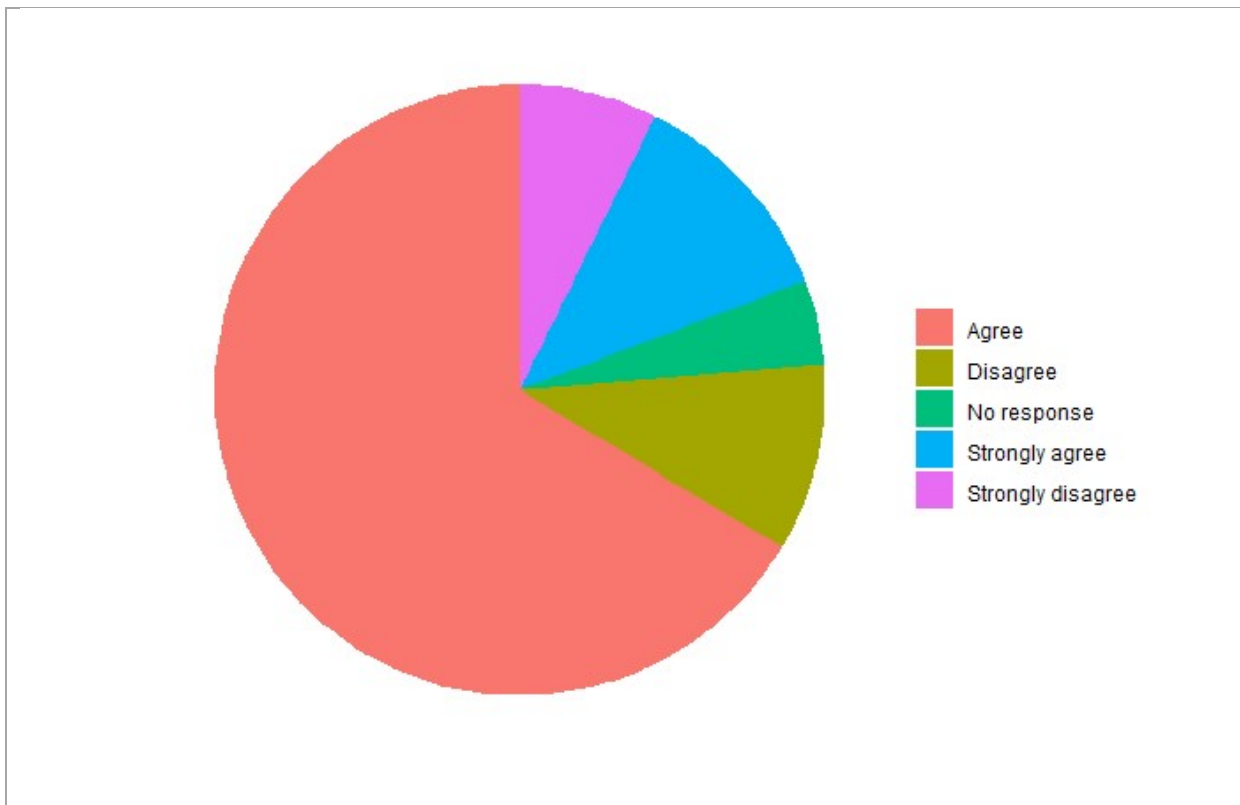
6.2.3 QUESTION_45: Traffic congestion is an issue in Holbrook



Answer choices	Responses	Percentage (%)
Agree	145	41
Disagree	118	33.3
No response	18	5.1
Strongly agree	63	17.8
Strongly disagree	10	2.8
Total	354	100

Holbrook Neighbourhood Plan Questionnaire Analysis

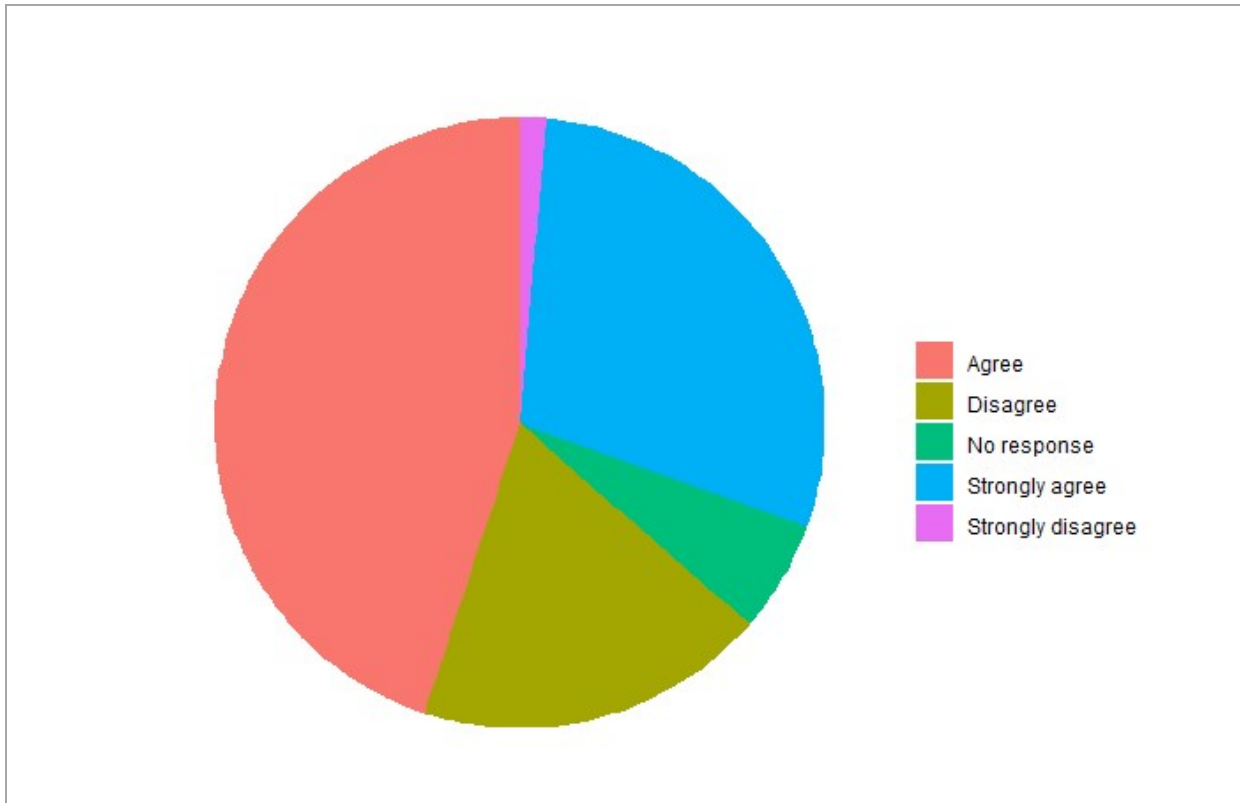
6.2.4 QUESTION_46: The speed limit in Holbrook is acceptable



Answer choices	Responses	Percentage (%)
Agree	235	66.4
Disagree	35	9.9
No response	16	4.5
Strongly agree	42	11.9
Strongly disagree	26	7.3
Total	354	100

Holbrook Neighbourhood Plan Questionnaire Analysis

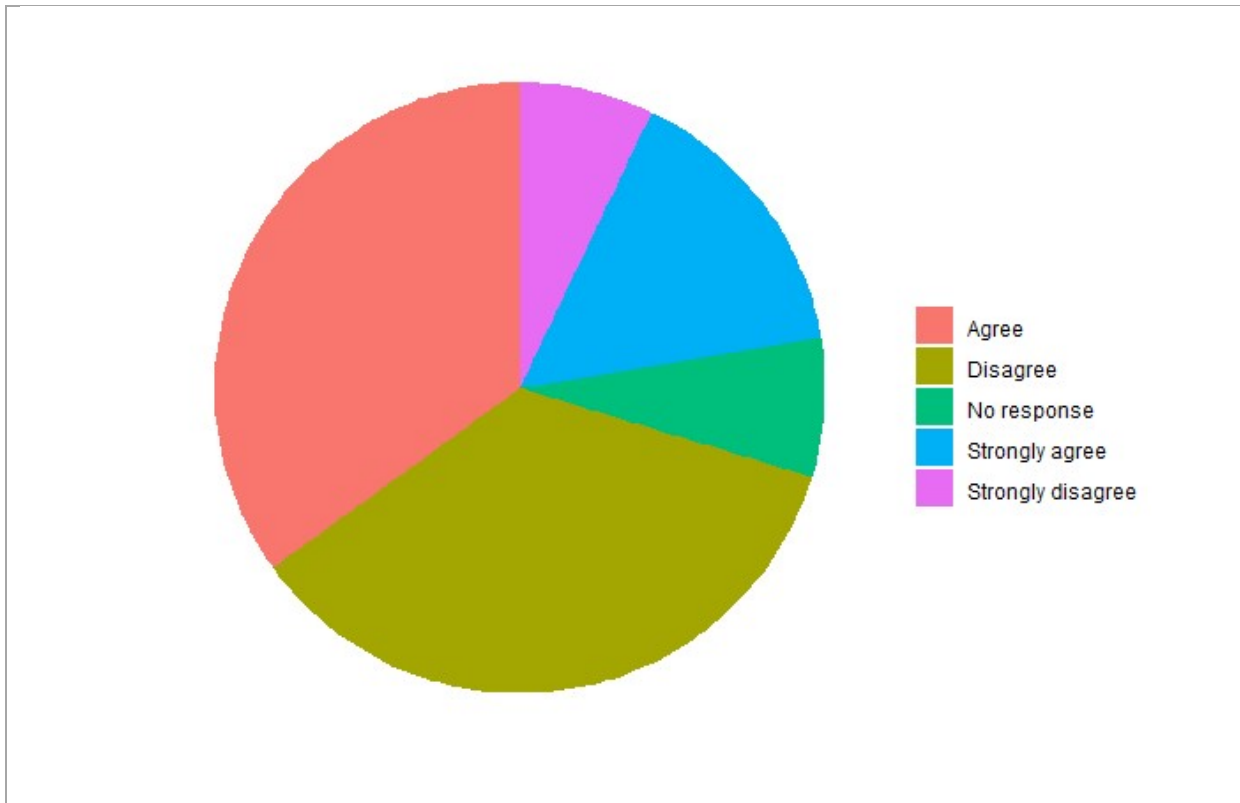
6.2.5 QUESTION_47: Heavy goods vehicles, that do not need access to Holbrook, should be prevented from using Ipswich road



Answer choices	Responses	Percentage (%)
Agree	159	44.9
Disagree	66	18.6
No response	21	5.9
Strongly agree	103	29.1
Strongly disagree	5	1.4
Total	354	100

Holbrook Neighbourhood Plan Questionnaire Analysis

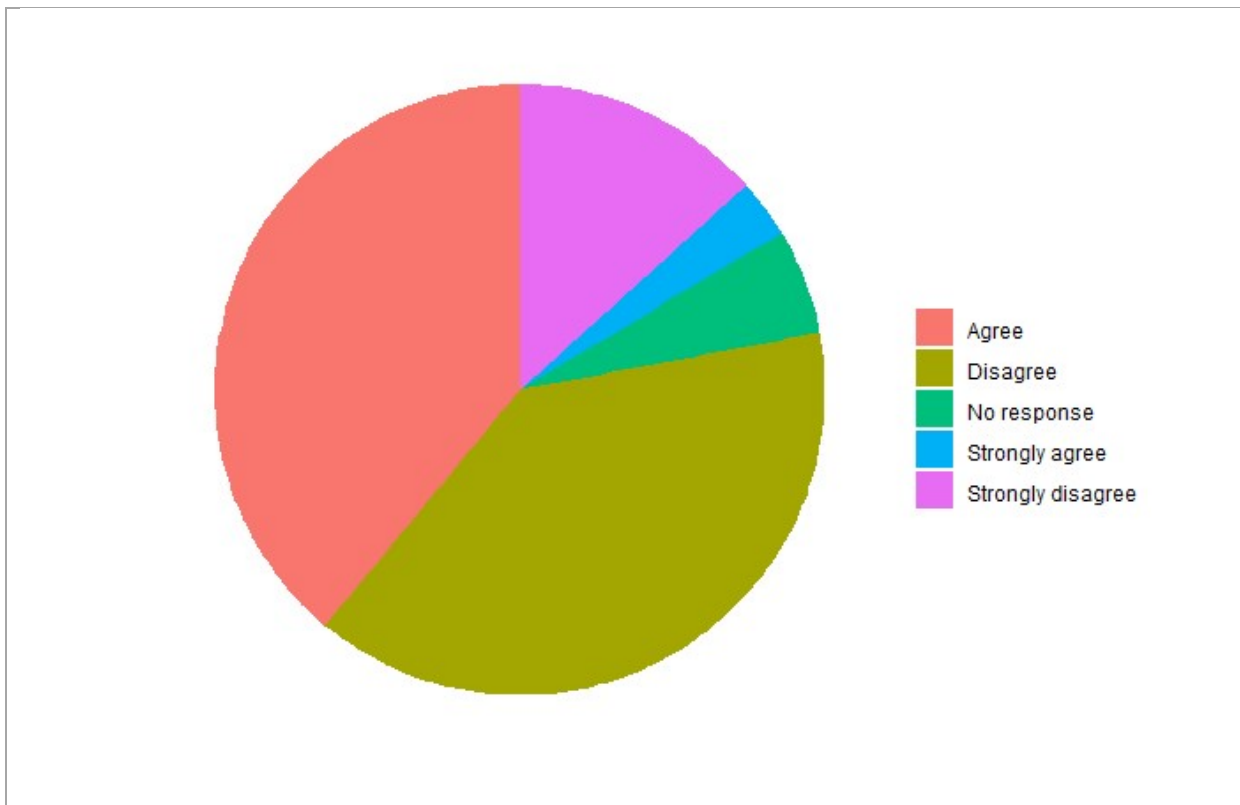
6.2.6 QUESTION_48: Traffic calming is required



Answer choices	Responses	Percentage (%)
Agree	124	35
Disagree	125	35.3
No response	26	7.3
Strongly agree	54	15.3
Strongly disagree	25	7.1
Total	354	100

Holbrook Neighbourhood Plan Questionnaire Analysis

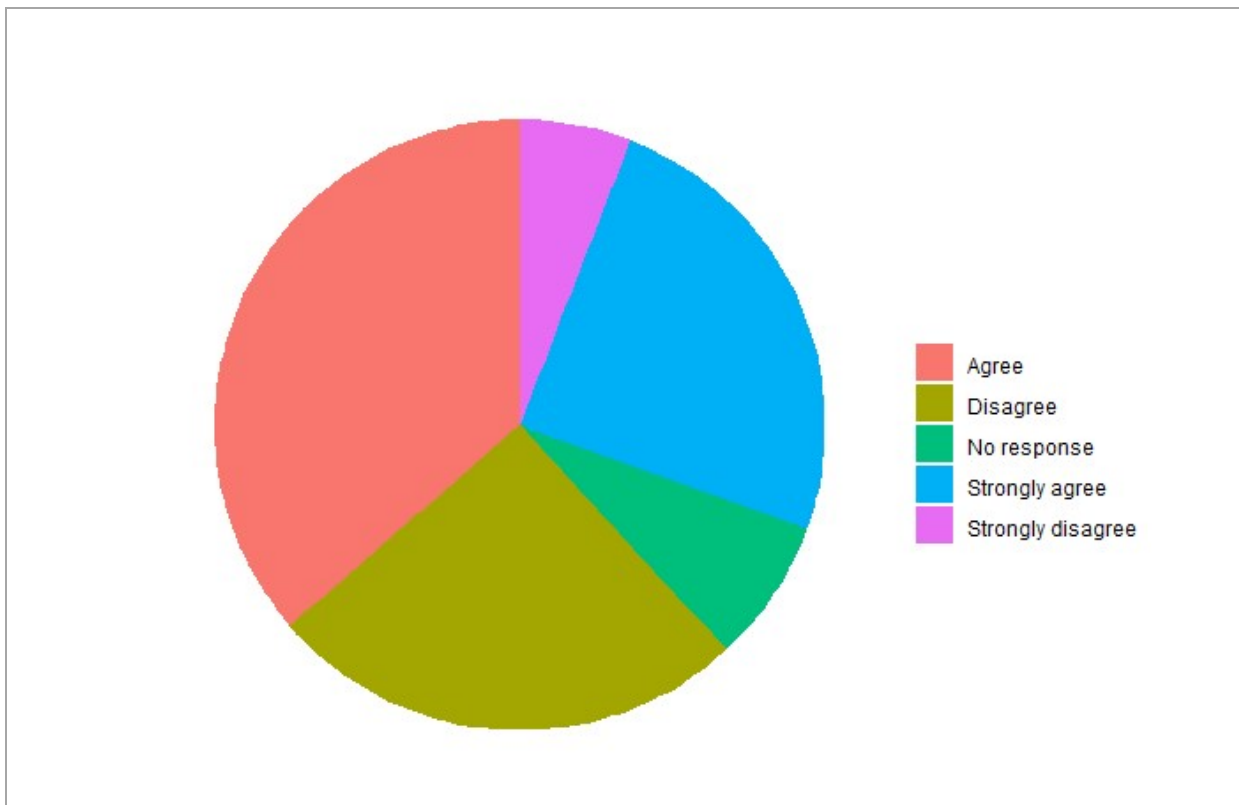
6.2.7 QUESTION_49: Holbrook has sufficient car parking spaces



Answer choices	Responses	Percentage (%)
Agree	138	39
Disagree	138	39
No response	20	5.6
Strongly agree	11	3.1
Strongly disagree	47	13.3
Total	354	100

Holbrook Neighbourhood Plan Questionnaire Analysis

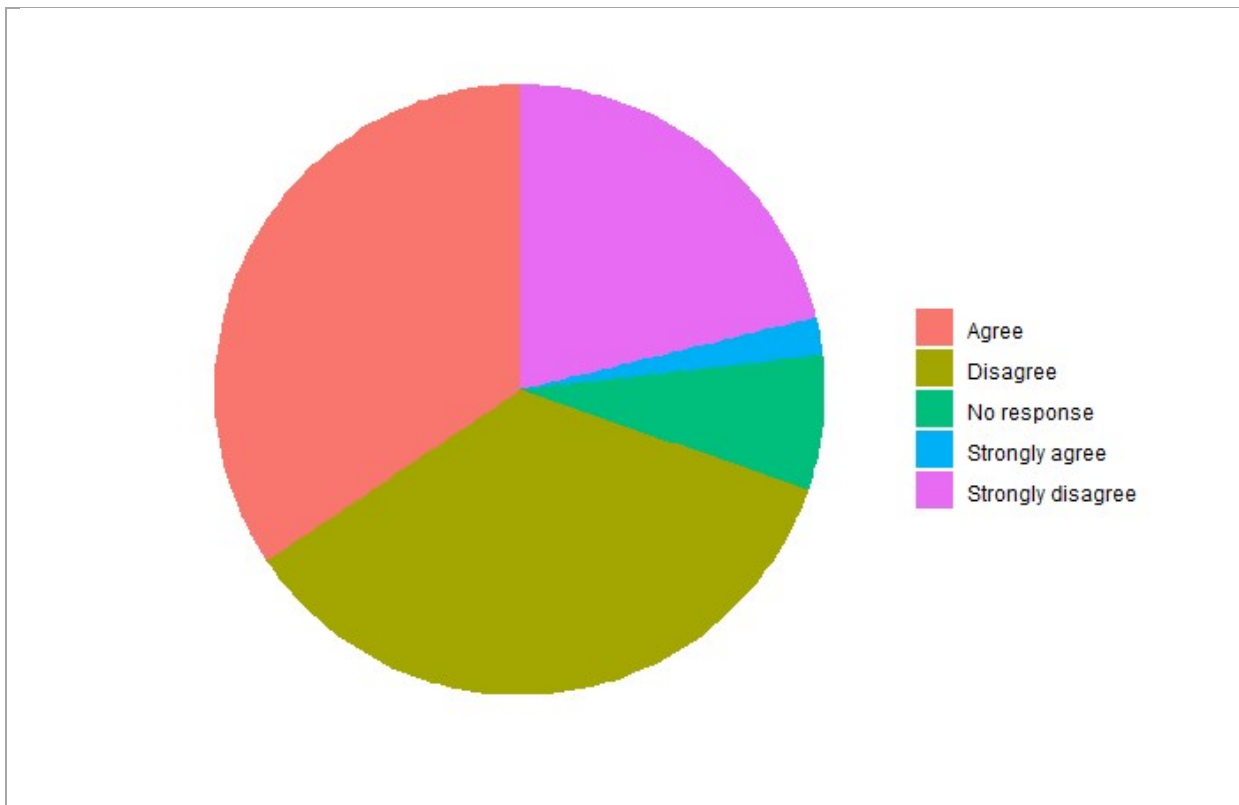
6.2.8 QUESTION_50: More restriction for on-road parking is required



Answer choices	Responses	Percentage (%)
Agree	129	36.4
Disagree	90	25.4
No response	27	7.6
Strongly agree	87	24.6
Strongly disagree	21	5.9
Total	354	100

Holbrook Neighbourhood Plan Questionnaire Analysis

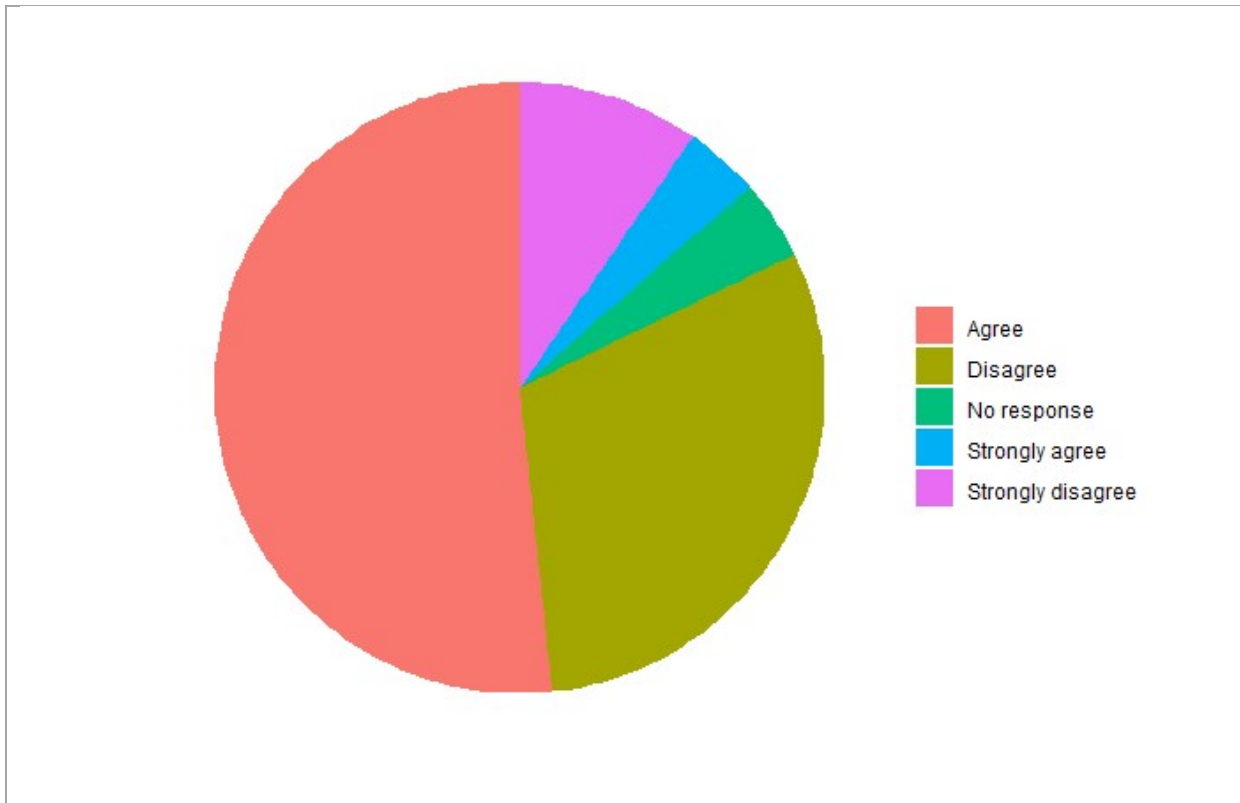
6.2.9 QUESTION_51: Water supply, drainage and sewage facilities in Holbrook are adequate



Answer choices	Responses	Percentage (%)
Agree	122	34.5
Disagree	125	35.3
No response	25	7.1
Strongly agree	7	2
Strongly disagree	75	21.2
Total	354	100

Holbrook Neighbourhood Plan Questionnaire Analysis

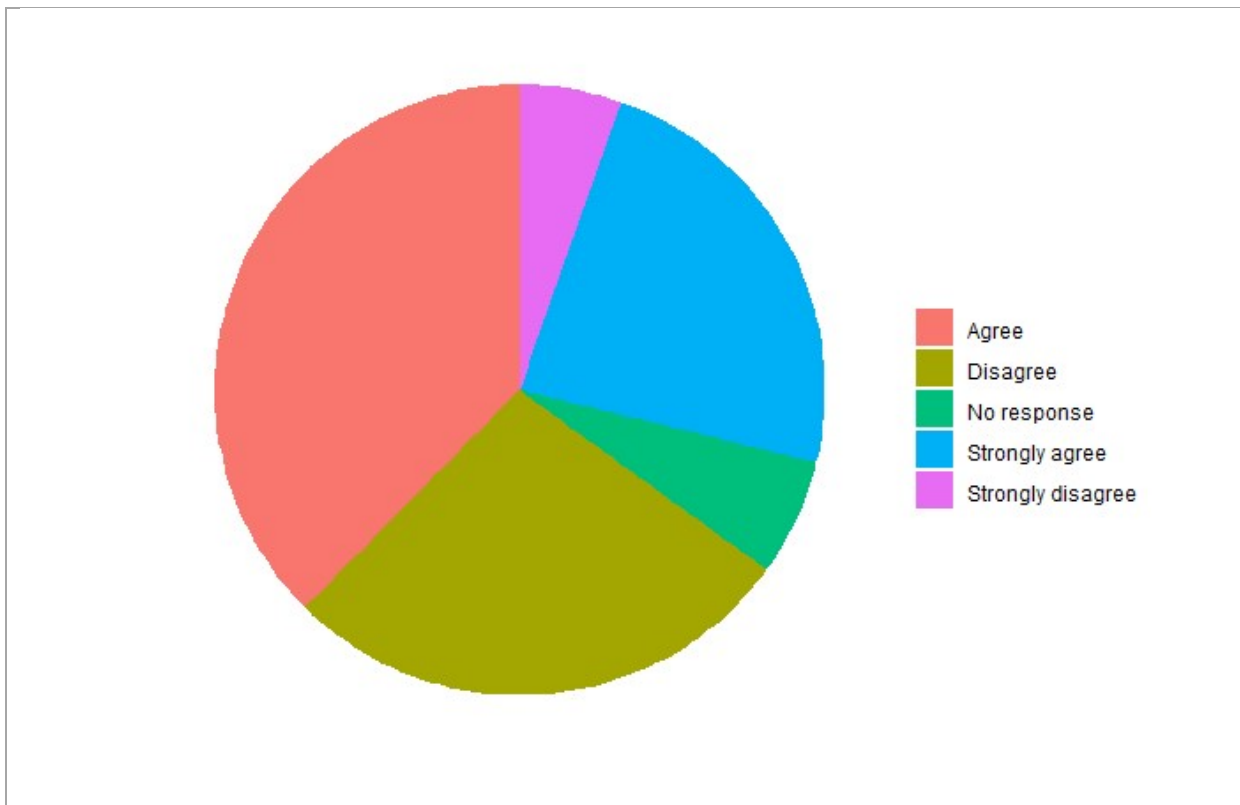
6.2.10 QUESTION_52: The pavements in Holbrook are adequate



Answer choices	Responses	Percentage (%)
Agree	183	51.7
Disagree	108	30.5
No response	15	4.2
Strongly agree	14	4
Strongly disagree	34	9.6
Total	354	100

Holbrook Neighbourhood Plan Questionnaire Analysis

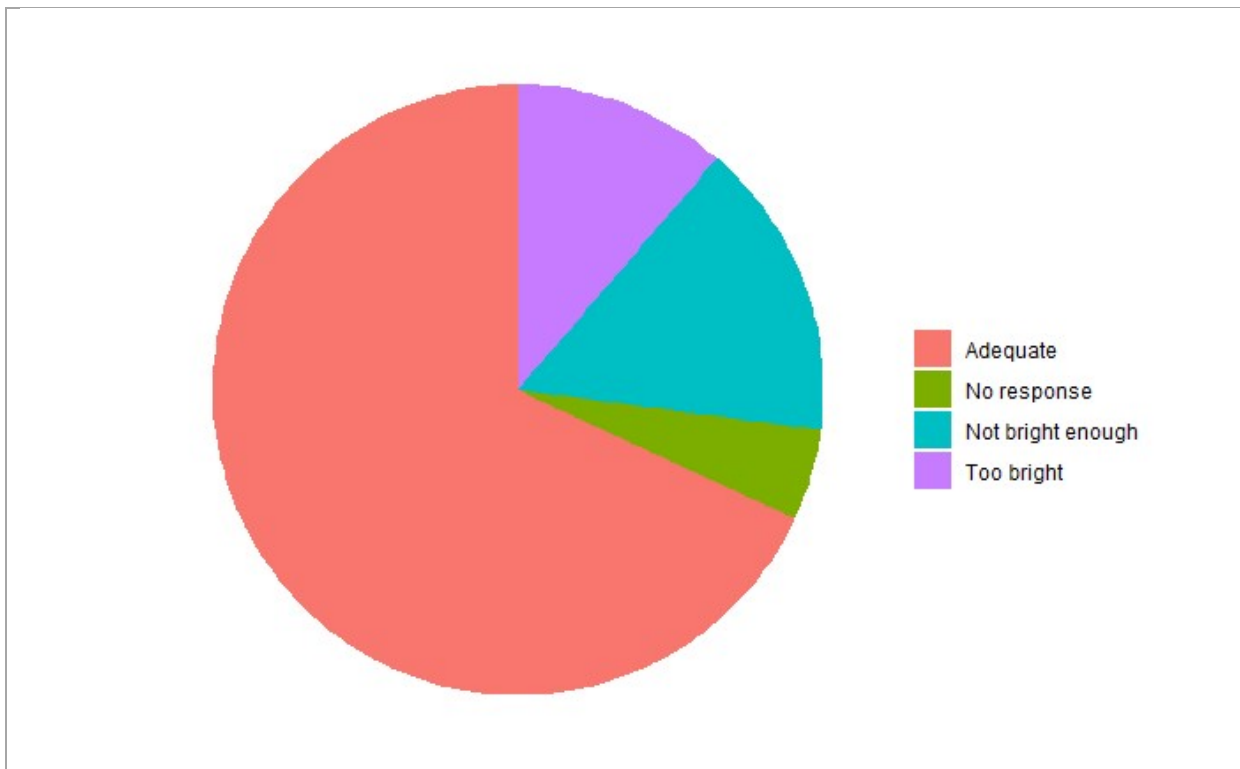
6.2.11 QUESTION_53: There is a need for more cycle paths in and around Holbrook



Answer choices	Responses	Percentage (%)
Agree	133	37.6
Disagree	97	27.4
No response	22	6.2
Strongly agree	83	23.4
Strongly disagree	19	5.4
Total	354	100

Holbrook Neighbourhood Plan Questionnaire Analysis

6.2.12 QUESTION_54: The street lighting in Holbrook is



Answer choices	Responses	Percentage (%)
Adequate	241	68.1
No response	17	4.8
Not bright enough	56	15.8
Too bright	40	11.3
Total	354	100

7 APPENDIX A – QUESTIONNAIRES

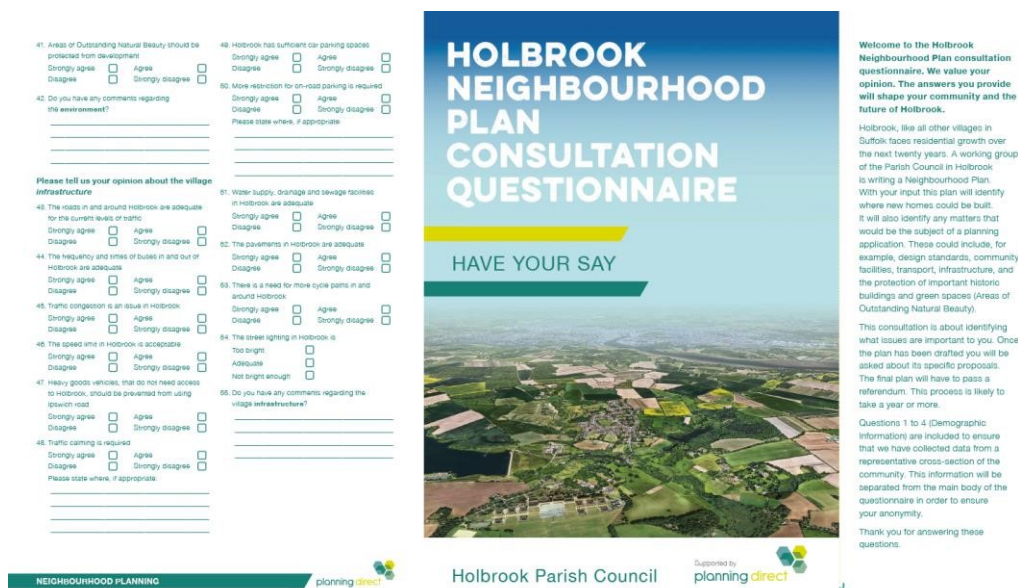


Figure 5: Questionnaire – paper version

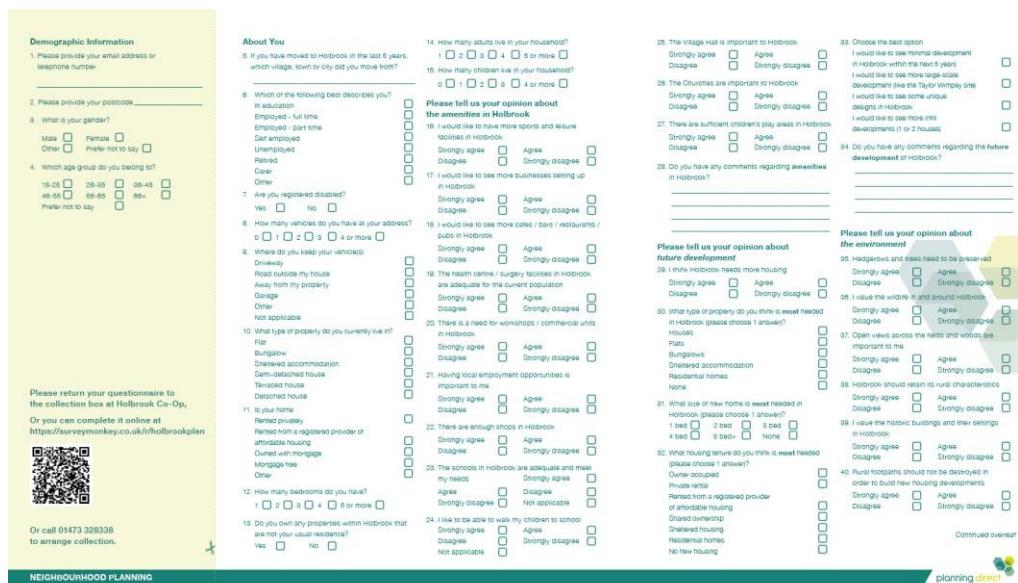


Figure 6: Questionnaire – paper version

The online version of the questionnaire was publicised on the paper version via a QR code and web link, thus giving residents the opportunity to complete the paper copy or to provide answers online.

The online version was also publicised on social media and the Holbrook parish papers.

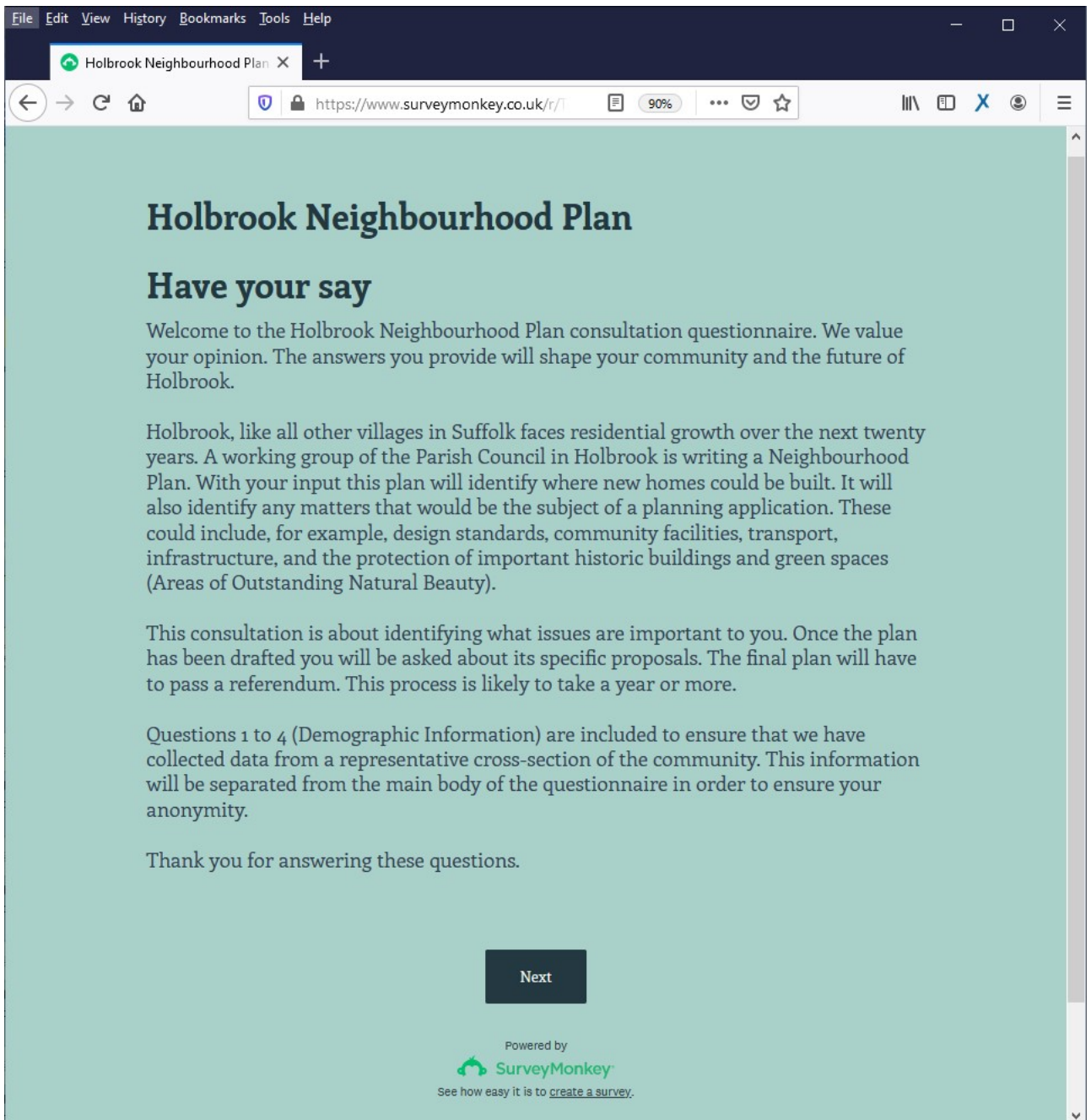


Figure 7: Questionnaire – online version

Holbrook Neighbourhood Plan Questionnaire Analysis

8 APPENDIX B - QUESTION LIST

Question ID	Question
QUESTION_1	Please provide your email address or telephone number
QUESTION_2	Please provide your postcode
QUESTION_3	What is your gender?
QUESTION_4	Which age group do you belong to?
QUESTION_5	If you have moved to Holbrook in the last 5 years, which village, town or city did you move from?
QUESTION_6	Which of the following best describes you?
QUESTION_7	Are you registered disabled?
QUESTION_8	How many vehicles do you have at your address?
QUESTION_9	Where do you keep your vehicle(s)?
QUESTION_10	What type of property do you currently live in?
QUESTION_11	Is your home
QUESTION_12	How many bedrooms do you have?
QUESTION_13	Do you own any properties within Holbrook that are not your usual residence?
QUESTION_14	How many adults live in your household?
QUESTION_15	How many children live in your household?
QUESTION_16	I would like to have more sports and leisure facilities in Holbrook
QUESTION_17	I would like to see more businesses setting up in Holbrook
QUESTION_18	I would like to see more cafes / bars / restaurants / pubs in Holbrook
QUESTION_19	The health centre / surgery facilities in Holbrook are adequate for the current population
QUESTION_20	There is a need for workshops / commercial units in Holbrook
QUESTION_21	Having local employment opportunities is important to me
QUESTION_22	There are enough shops in Holbrook
QUESTION_23	The schools in Holbrook are adequate and meet my needs
QUESTION_24	I like to be able to walk my children to school
QUESTION_25	The Village Hall is important to Holbrook
QUESTION_26	The Churches are important to Holbrook
QUESTION_27	There are sufficient children s play areas in Holbrook
QUESTION_28	Do you have any comments regarding amenities in Holbrook?
QUESTION_29	I think Holbrook needs more housing
QUESTION_30	What type of property do you think is most needed in Holbrook (please choose 1 answer)?
QUESTION_31	What size of new home is most needed in Holbrook (please choose 1 answer)?
QUESTION_32	What housing tenure do you think is most needed (please choose 1 answer)?
QUESTION_33	Choose the best option
QUESTION_34	Do you have any comments regarding the future development of Holbrook?
QUESTION_35	Hedgerows and trees need to be preserved
QUESTION_36	I value the wildlife in and around Holbrook
QUESTION_37	Open views across the fields and woods are important to me
QUESTION_38	Holbrook should retain its rural characteristics

Holbrook Neighbourhood Plan Questionnaire Analysis

QUESTION_39	I value the historic buildings and their settings in Holbrook
QUESTION_40	Rural footpaths should not be destroyed in order to build new housing developments
QUESTION_41	Areas of Outstanding Natural Beauty should be protected from development
QUESTION_42	Do you have any comments regarding the environment?
QUESTION_43	The roads in and around Holbrook are adequate for the current levels of traffic
QUESTION_44	The frequency and times of buses in and out of Holbrook are adequate
QUESTION_45	Traffic congestion is an issue in Holbrook
QUESTION_46	The speed limit in Holbrook is acceptable
QUESTION_47	Heavy goods vehicles, that do not need access to Holbrook, should be prevented from using Ipswich road
QUESTION_48	Traffic calming is required
QUESTION_49	Holbrook has sufficient car parking spaces
QUESTION_50	More restriction for on-road parking is required
QUESTION_51	Water supply, drainage and sewage facilities in Holbrook are adequate
QUESTION_52	The pavements in Holbrook are adequate
QUESTION_53	There is a need for more cycle paths in and around Holbrook
QUESTION_54	The street lighting in Holbrook is
QUESTION_55	Do you have any comments regarding the village infrastructure?